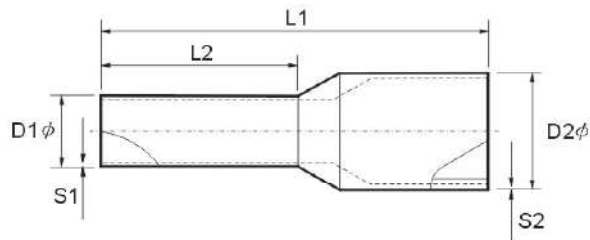


## CORD-END TERMINALS 歐式端子

TERMINAL MATERIAL : COPPER TUBE INSULATION MATERIAL : NYLON



DIN 46228/4 END SLEEVES WITH INSULATION POLYAMID 66  
 Temperature range: -40 °C up to + 105 °C  
 Material: E-copper Tinned



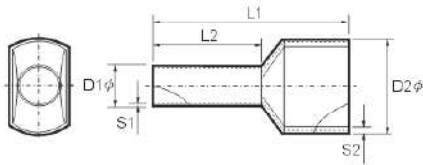
ITEM NO.	(sq.mm)	DIMENSIONS						COLOR SYSTEM			PACKING
		D1φ	D2φ	L1	L2	S1	S2	T	W	DIN	
LT02506 LT02508	0.25	0.75	1.90	10 12	6 8	0.15	0.30	VIOLET	LIGHT BLUE		1000 1000
LT03406 LT03408	0.34	0.80	1.90	10 12	6 8	0.15	0.30	PINK	TURQUOISE		1000 1000
LT05006 LT05008 LT05010	0.50	1.00	2.60	12 14 16	6 8 10	0.15	0.30	WHITE	ORANGE	WHITE	500 500 500
LT07506 LT07508 LT07510 LT07512	0.75	1.20	2.80	12 14 16 18	6 8 10 12	0.15	0.30	BLUE	WHITE	GREY	500 500 500 500
LT10006 LT10008 LT10010 LT10012	1.00	1.40	3.00	12 14 16 18	6 8 10 12	0.15	0.30	RED	YELLOW	RED	500 500 500 500
LT15008 LT15010 LT15012 LT15018	1.50	1.70	3.50	14 16 18 24	8 10 12 18	0.15	0.30	BLACK	RED	BLACK	500 500 500 500
LT25008 LT25010 LT25012 LT25018	2.50	2.20	4.20	14 16 18 24	8 10 12 18	0.15	0.30	GREY	BLUE	BLUE	500 500 500 500
LT40010 LT40012 LT40018	4.00	2.80	4.80	17 20 26	10 12 18	0.20	0.35	ORANGE	GREY	GREY	500 500 500
LT60012 LT60018	6.00	3.50	6.30	20 26	12 18	0.20	0.35	GREEN	BLACK	YELLOW	500 500
LT100012 LT100018	10.00	4.50	7.60	22 28	12 18	0.20	0.40	BROWN	IVORY	RED	500 500
LT160012 LT160018	16.00	5.80	8.80	24 28	12 18	0.20	0.40	IVORY	GREEN	BLUE	500 500
LT250016 LT250022	25.00	7.30	11.20	28 35	16 22	0.20	0.40	BLACK	BROWN	YELLOW	500 500
LT350016 LT350018 LT350025	35.00	8.30	12.70	30 32 39	16 18 25	0.20	0.40	RED	BEIGE	RED	500 500 500
LT500020 LT500025	50.00	10.30	15.00	36 40	20 25	0.30	0.50	BLUE	OLIVE	BLUE	100 100
LT700021	70.00	13.50	16.00	37	21	0.40	0.60			YELLOW	100
LT950025	95.00	14.70	18.00	44	25	0.40	0.60			RED	100
LT120027	120.00	16.70	20.00	48	27	0.45	0.70			BLUE	100
LT150032	150.00	19.50	23.00	58	32	0.50	1.00			YELLOW	

※Specifications for reference only, changing without prior notice.

※Tri-Rated system is also available.

**CORD-END TWIN SLEEVES 雙線套歐式端子**

TERMINAL MATERIAL : COPPER TUBE INSULATION MATERIAL : NYLON



ITEM NO.	COND. (mm <sup>2</sup> )	DIMENSIONS(mm)						COLOR SYSTEM		PACKING
		D1φ	D2φ	L1	L2	S1	S2	DIN	VV	
CT205008	2x0.50	1.5	2.5/4.7	15.0	8.0	0.15	0.25	White	Orange	500
CT207508	2x0.75	1.8	2.8/5.0	15.0	8.0	0.15	0.25	Grey	White	500
CT207510	2x0.75	1.8	2.8/5.0	17.0	10.0	0.15	0.25	Grey	White	500
CT210008	2x1.00	2.05	3.4/5.4	15.0	8.0	0.15	0.30	Red	Yellow	500
CT210010	2x1.00	2.05	3.4/5.4	17.0	10.0	0.15	0.30	Red	Yellow	500
CT215008	2x1.50	2.3	3.6/6.8	16.0	8.0	0.15	0.30	Black	Red	500
CT215012	2x1.50	2.3	3.6/6.8	20.0	12.0	0.15	0.30	Black	Red	500
CT225010	2x2.50	2.8	4.2/7.8	18.5	10.0	0.20	0.30	Blue	Blue	500
CT225013	2x2.50	2.8	4.2/7.8	21.5	13.0	0.20	0.30	Blue	Blue	500
CT240012	2x4.00	3.7	4.9/8.8	29.0	12.0	0.20	0.40	Grey	Grey	500
CT260014	2x6.00	4.8	6.9/10.0	26.0	14.0	0.20	0.40	Yellow	Black	500
CT2100014	2x10.00	8.4	7.6/12.8	28.5	14.0	0.20	0.50	Red	Ivory	500
CT2160014	2x16.00	8.3	9.6/18.6	31.5	14.0	0.30	0.50	Blue	Green	500

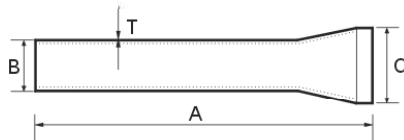

END SLEEVES WITH INSULATION POLYAMID 66

Temperature range: -40°C up to + 105°C

Material: E-copper Tinned

**NON-INSULATED CORD-END TERMINALS 歐式裸端子**

TERMINAL MATERIAL : COPPER TUBE



ITEM NO.	sq. mm	DIMENSIONS				PACKING
		A	B	C	T	
LN 05006	0.50	6.1	1.3	2.1	0.15	500
LN 05008		8.1	1.3	2.1	0.15	500
LN 05010		10.1	1.3	2.1	0.15	500
LN 05012		12.0	1.3	2.1	0.15	500
LN 07506	0.75	6.1	1.7	2.5	0.15	500
LN 07508		8.1	1.7	2.5	0.15	500
LN 07510		10.1	1.7	2.5	0.15	500
LN 07512		12.3	1.7	2.5	0.15	500
LN 10006	1.00	6.1	1.9	2.7	0.15	500
LN 10008		8.1	1.9	2.7	0.15	500
LN 10010		10.1	1.9	2.7	0.15	500
LN 10012		12.3	1.9	2.7	0.15	500
LN 15008	1.50	8.1	2.1	2.9	0.15	500
LN 15010		10.1	2.1	2.9	0.15	500
LN 15012		12.3	2.1	2.9	0.15	500
LN 25005	2.50	5.0	2.6	3.5	0.15	500
LN 25008		8.1	2.6	3.5	0.15	500
LN 25010		10.1	2.6	3.5	0.15	500
LN 25012		12.3	2.6	3.5	0.15	500
LN 25018		18.3	3.2	3.5	0.15	500
LN 40005		4.00	5.0	3.2	4.0	0.2
LN 40010	10.1		3.2	4.0	0.2	500
LN 40012	12.3		3.2	4.0	0.2	500
LN 40018	18.3		3.2	4.0	0.2	500
LN 60010	6.00	10	3.9	4.8	0.2	500
LN 60012		12.3	3.9	4.8	0.2	500
LN 60018		18.3	3.9	4.8	0.2	500
LN 100012	10.00	12.3	4.9	6.1	0.2	500
LN 100015		15.3	4.9	6.1	0.2	500
LN 100018		18.3	4.9	6.1	0.2	500
LN 160012	16.00	12.3	6.2	7.5	0.2	500
LN 160015		15.3	6.2	7.5	0.2	500
LN 160018		18.3	6.2	7.5	0.2	500
LN 250016	25.00	16.3	7.7	9.5	0.2	500
LN 250018		18.3	7.7	9.5	0.2	500
LN 250022		22.5	7.7	9.5	0.2	500
LN 350016	35.00	16.3	8.7	11.0	0.2	500
LN 350018		18.3	8.7	11.0	0.2	500
LN 350025		25.5	8.7	11.0	0.2	500
LN 500020	50.00	20.5	10.9	13.5	0.2	500
LN 500022		22.5	10.9	13.5	0.2	500
LN 500025		25.5	10.9	13.5	0.2	500
LN 700025	70.00	25.5	13.3	15.0	0.2	500
LN 950025	95.00	25.8	15.3	18	0.2	500