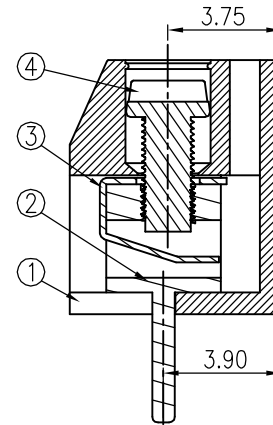
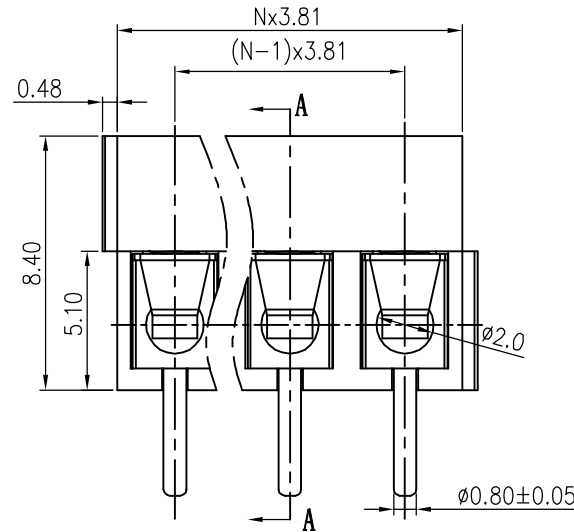
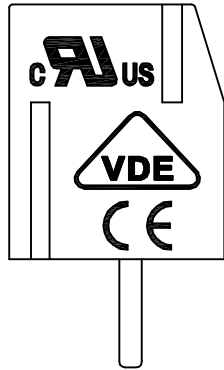
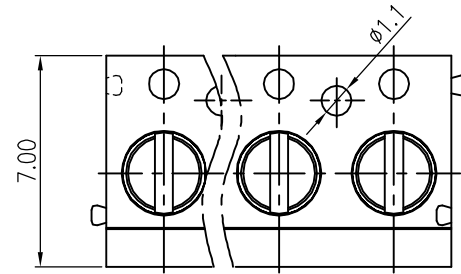


REVISION RECORD				
REV	ECO	DESCRIPTION	DRFT	DATE
△		Drawing Revise	Haoyh	03/18/06
△		品名、料号增加环保标示“(H)”	CSX	12/10/07
△		修改参数	LJH	09/19/08
△		修改线径参数	Zengy	07/27/09

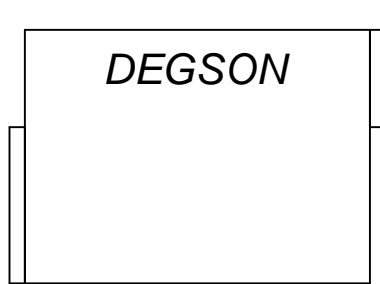
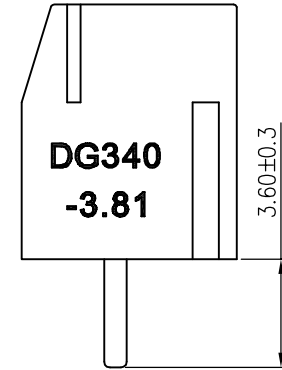
Notes:

1. Pitch: 3.81mm, Poles: 2-XXP
2. Rated voltage/current: UL 300V/7A  
VDE 130V/10A
3. Operation temperatures: -40°C ~ +105°C
4. Withstanding Voltage: AC2000V/1Min
5. Insulation Resistance: 5000MΩ / DC1000V
6. Wire Range: 24~18AWG, 1.0mm<sup>2</sup> △
7. Max. Torque Value: M2, 2.04kgf.cm
8. Undimensioned Tolerances:

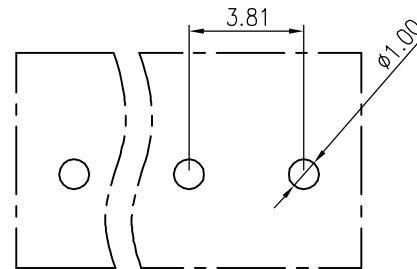
Pitch range in mm		Nominal dimension range in mm					—
to 6	over 6 to 10	over 10 to 24	to 30	over 30 to 60	over 60 to 100	over 100 to 150	∩ □
±0.10	±0.15	±0.25	±0.2	±0.3	±0.5	±0.7	±1.0



SECTION A-A



VIEW B-B



ITEM	NAME OF PART	NO. OF PART	Q'TY	MATERIAL	NOTES
4	DG350-Screws	S000001400 (H)	XX	Steel	Cr*Zn
3	DG350-Spring	X000000290 (H)	XX	Phosphor bronze	Ni plated
2	DG350 (A) Pin header	4017B00010 (H)	XX	Brass	SnCe plated
1	DG340-3.81-Housing	4015A0YXXA (H)	1	PA66	UL94V-0

DFTO TONGXC DATE 11/13/04 CHKD DATE TOLERANCES EXCEPT AS NOTED MFO DATE APPVL DATE		宁波高正电子有限公司 DEGSON ELECTRONICS CO., LTD	
DETACHED LISTS MM .0 ± ± .00 ± ± .000 ± ± ANGLES ± 1° THIRD ANGLE PROJECTION		NAME DG340-3.81-XXP-1Y-00A(H) DRAWING NO. DG340-3.81-E01 /PART NO. DO NOT SCALE DRAWING	
G.E : FINISH : SCALE : 1:1		SIZE A3 REV T4 07/27/09	SHEET 1 OF 1