

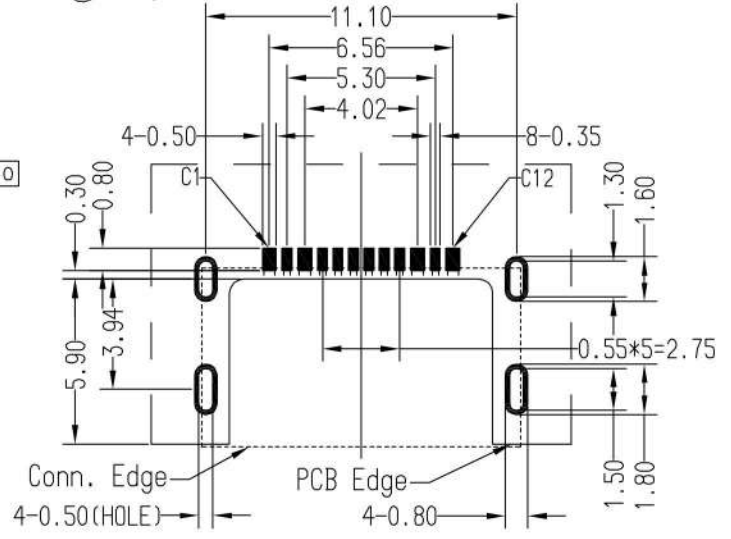
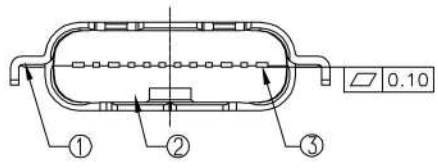
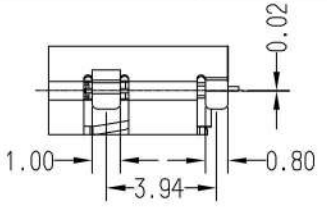
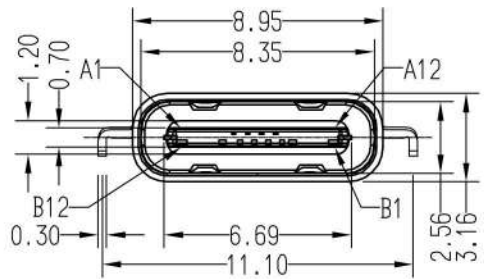
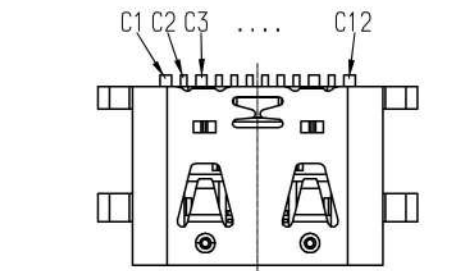
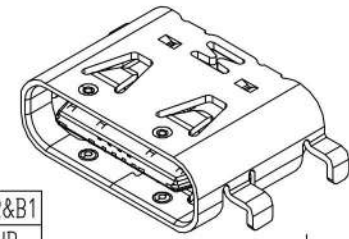
Rev.	ECN No.	DESCRIPTION
X6	2016/08/26	Update
X7	2016/12/06	Update
X8	2016/12/08	Update

INTERFACE (FRONT VIEW)

A1	A2	A3	A4	A5	A6	A7	A8	A9	A10	A11	A12
GND	/	/	V _{BUS}	CC1	D+	D-	SBU1	V _{BUS}	/	/	GND
GND	/	/	V _{BUS}	SBU2	D-	D+	CC2	V _{BUS}	/	/	GND
B12	B11	B10	B9	B8	B7	B6	B5	B4	B3	B2	B1

PIN ASSIGNMENT:

Pin No.	A1&B12	B8	A4&B9	B7	A5	A6	A7	A8	B6	A9&B4	B5	A12&B1
Signal Name	GND	SBU2	V _{BUS}	D-	CC1	D+	D-	SBU1	D+	V _{BUS}	CC2	GND
PCB PAD No.	C1	C2	C3	C4	C5	C6	C7	C8	C9	C10	C11	C12



PRODUCT NO.: C.LK.112-16**024

Prefix Code: C.LK.112
 Series Code: 16
 USB Type C Conn.
 Connector Type: ** (2: Receptacle)
 Pin Number 16: 16Pin
 Plating: 1: Gold flash, 2: 15u" Au, 3: 30u" Au

Lead Free Code: 4=Halogen Free
 Package Code: 2=Tap/Reel
 Body&Terminal Type: Right Angle&SMT
 Extension Code

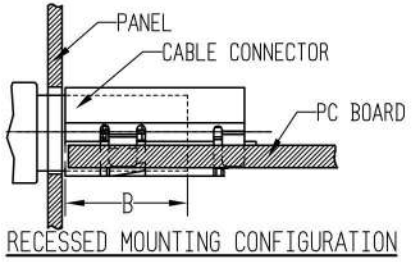
ITEM: USB3.1 TYPE-C 16PF-076

PART No.	Dim A	Dim B
C.LK.112-16*A-024	6.50	4.40

RECOMMENDED P.C.B LAYOUT (COMPONENT SIDE)

PCB THICKNESS: 0.80±0.05mm
 DEFAULT TOLERANCE: ±0.05mm

- NOTES:
- ELECTRICAL CHARACTERISTICS:
 - CONTACT CURRENT RATING: 5.0A FOR V_{BUS} PIN AND GND PIN. 0.25A MIN FOR ALL OTHER TERMINALS.
 - CONTACT RESISTANCE: 30MILLIOHM MAX FOR V_{BUS} AND GND CONTACTS. 50MILLIOHM MAX FOR ALL OTHER CONTACTS.
 - 1-3. DIELECTRIC WITHSTANDING VOLTAGE: 100 VRMS AC MIN.
 - 1-4. INSULATION RESISTANCE: 100 MEGOHMS MIN.
 - MECHANICAL CHARACTERISTICS:
 - CONNECTOR INSERTION FORCE: 5~20N. AT A MAXIMUM RATE OF 12.5MM PER SECOND.
 - CONNECTOR EXTRACTION FORCE: 8~20N. AT A MAXIMUM RATE OF 12.5MM PER SECOND.
 - DURABILITY: 10000 CYCLES.
 - OPERATING TEMPERATURE: -55° C TO +85° C.
 - RECOMMENDED PROCESS: IR REFLOW 260° C, 3~5SECONDS.
 - THE CONNECTOR IS RoHS COMPLIANT.



NO.	DESCRIPTION	QTY	MATERIAL	TREATMENT
③	CONTACT	12	COPPER ALLOY	NICKEL UNDERPLATING OVER ALL, GOLD PLATING AT CONTACT AREA AND TERMINATION.
②	PLASTIC	1	THERMOPLASTIC UL 94V-0	MOLDED COLOR: BLACK.
①	SHELL	1	STAINLESS STEEL	TAB WITH LEAD FREE TIN ALLOY.

TOLERANCES UNLESS OTHERWISE SPECIFIED					
X.	/	.XXX	/		
.X	±0.38	X.°	±1°	SERIES: USB TYPE C	
.XX	±0.25	.X.°		TITLE: USB2.0+PD, SMT TYPE	
				APPD: Bel 2016/12/08	
				CKD: Bruce 2016/12/08	
				DR: John 2016/12/08	
				PART No.: C.LK.112-16**024	
				DWG No.: CC0007	
UNITS: MM		MAT'L: /		FINISH: /	
SCALE: FULL		SHEET: 1/1		REV. X8	