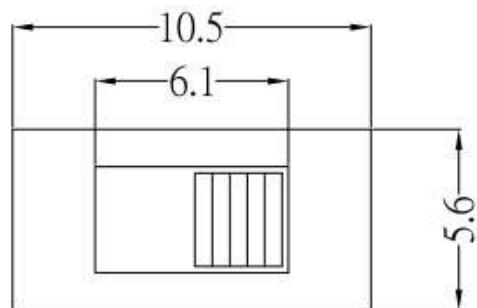
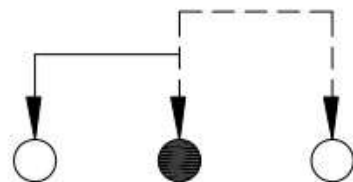


DIMNSIONS

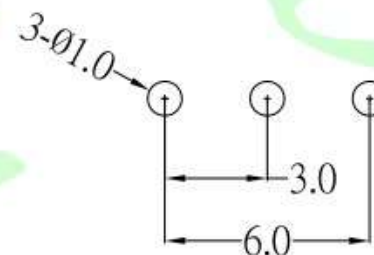
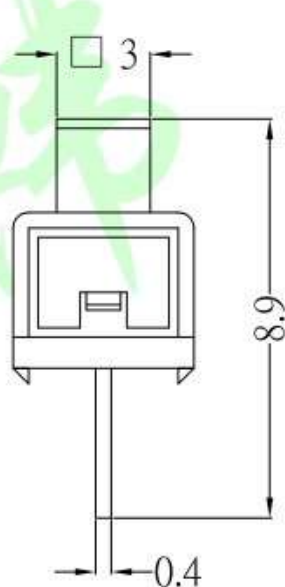
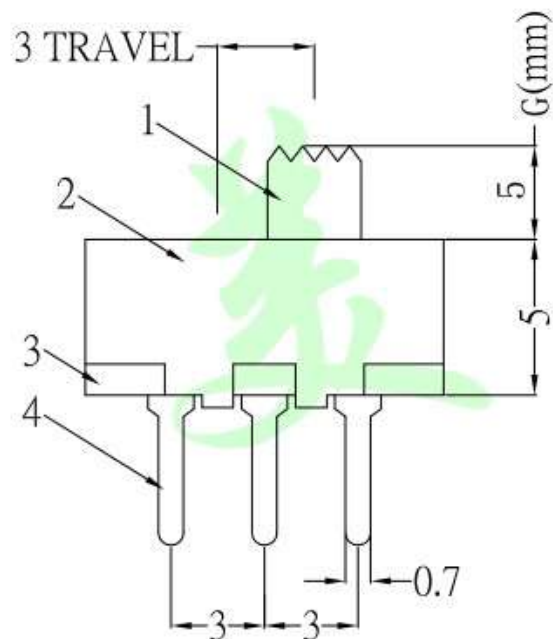


G=2~9MM



SCHEMATIC

Rating	DC 50V 0.5A
Circuit	1P - 2T
Contact Resistance	200mΩ Max.
Insulation Resistance	100MΩ Min.
Operating Force	180gf ± 80gf
Operating Life (cycles)	10,000



P.C.B MOUNTING PATTERN

NO.	DESCRIPTION	QTY	MATERIAL	REMARK
6	CONTACT CLIP	1	PHOSPHOR BRONZE	Ag-Plated
5	SPRING	1	STEEL	
4	TERMINAL	3	BRASS	Ag-plated over Ni plated
3	BASE	1	PHENOLIC RESIN	Natural
2	FRAME	1	STEEL	Black / Ni-Plated
1	KNOB	1	POM	Black

>0.5~2	±0.05	±0.10	±0.15
>2~5	±0.15	±0.20	±0.25
>5~10	±0.25	±0.28	±0.30
角度 ANGLE	±0.5°		
未注尺寸公差(mm)			

第一视角



设计 Jack Jin	图面 单位 MM	A4
审核 Jacky Zhong	比例 重量	
批准 Tony Meng	页码 版次	1/1 A/0

东莞市美韩电子科技有限公司

Dongguan Usakro Electronic Technology Co., Ltd.

1:1	DWG NO.	型号: SS-12F20-G5	SIZE A4
1 of 1	PART NO.	规格: 10.5*5.6*5.0 1P2T	VER R