

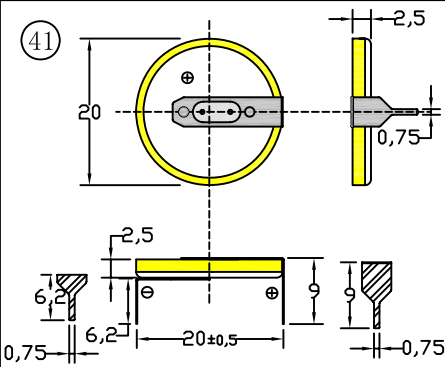
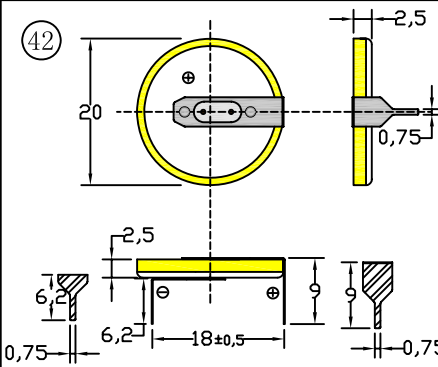
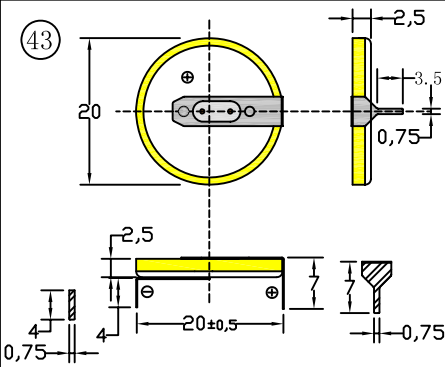
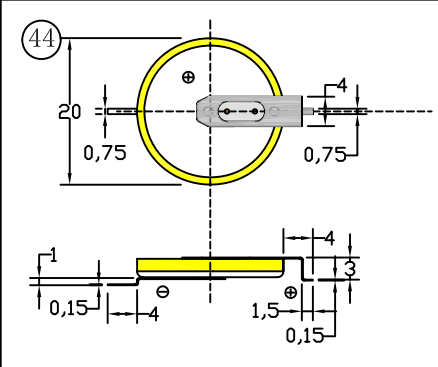
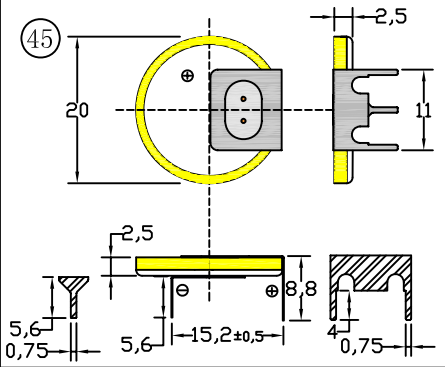
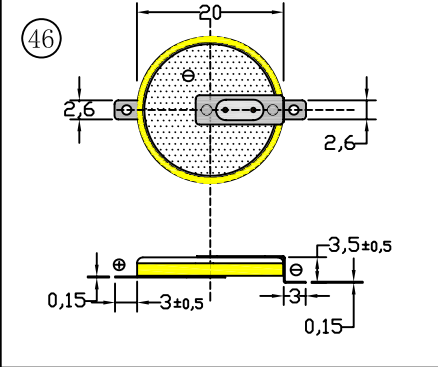
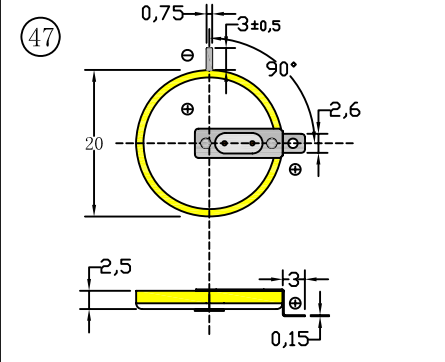
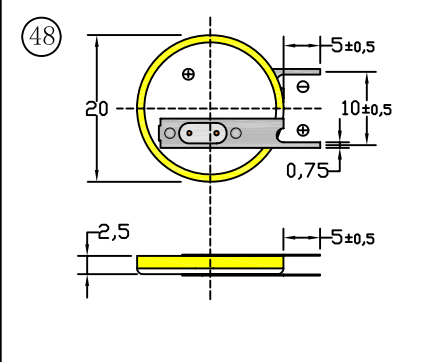
Батареи CR литиевые с выводами. Размеры.

Напряжение 3V.

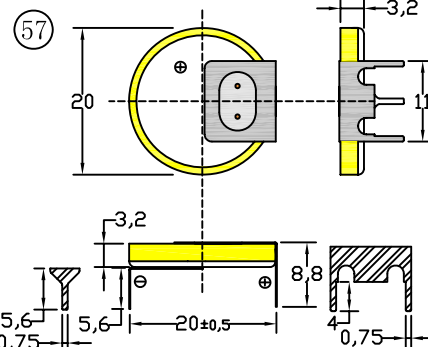
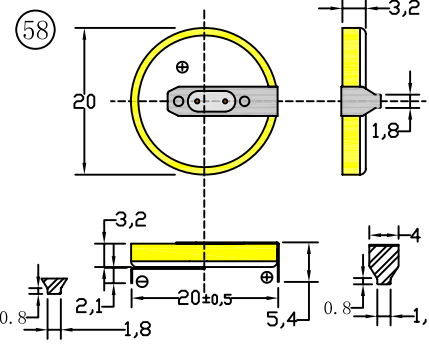
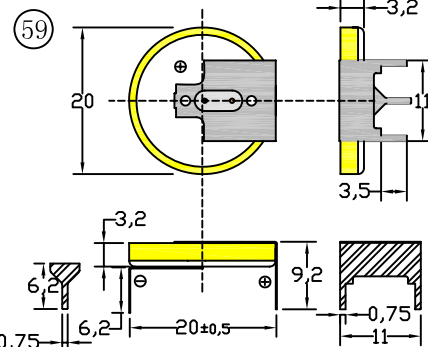
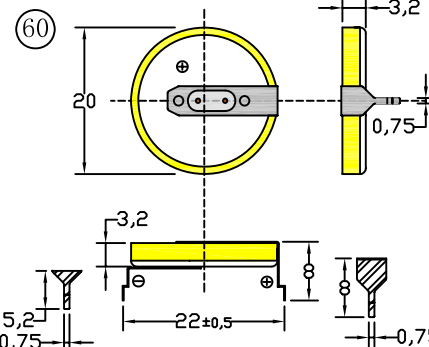
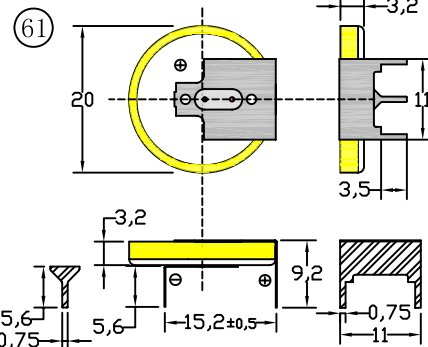
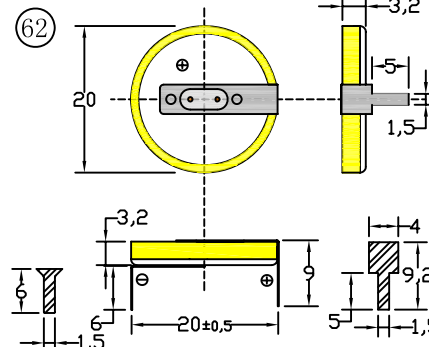
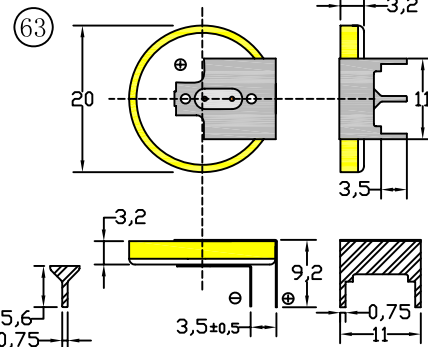
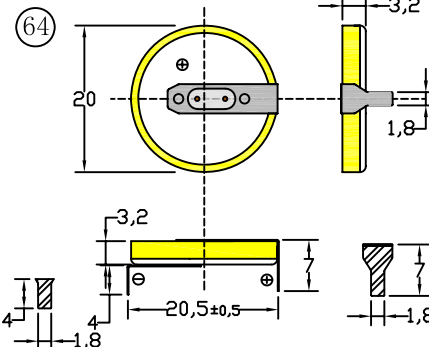
Model Number	Dimensions/mm	Model Number	Dimensions/mm
CR1220/1HF	<p>Technical drawing of CR1220/1HF battery. Top view shows a diameter of 12.5 mm. Side view shows a lead length of 2 mm and a lead thickness of 0.75 mm. Additional dimensions include 4 mm for lead width, 6 mm for lead height, and 12±0.5 mm for the body diameter.</p>	CR1220/1HM	<p>Technical drawing of CR1220/1HM battery. Top view shows a diameter of 12.5 mm. Side view shows a lead length of 2 mm and a lead thickness of 0.75 mm. Additional dimensions include 6 mm for lead height, 10±0.5 mm for the body diameter, and 0.75 mm for lead thickness.</p>
CR1220/1F4	<p>Technical drawing of CR1220/1F4 battery. Top view shows a diameter of 12.5 mm. Side view shows a lead length of 4 mm and a lead thickness of 0.75 mm. Additional dimensions include 4±0.5 mm for lead width and 2 mm for lead height.</p>	CR1220/1VC	<p>Technical drawing of CR1220/1VC battery. Top view shows a diameter of 12.5 mm. Side view shows a lead length of 4 mm and a lead thickness of 0.75 mm. Additional dimensions include 4±0.5 mm for lead width and 2.3 mm for lead height.</p>
CR1220/1VC1	<p>Technical drawing of CR1220/1VC1 battery. Top view shows a diameter of 12.5 mm. Side view shows a lead length of 4 mm and a lead thickness of 0.75 mm. Additional dimensions include 20.5±0.5 mm for the body diameter and 0.1 mm for lead thickness.</p>	CR1220/1VC2	<p>Technical drawing of CR1220/1VC2 battery. Top view shows a diameter of 12.5 mm. Side view shows a lead length of 4 mm and a lead thickness of 0.75 mm. Additional dimensions include 2.3 mm for lead height and 0.1 mm for lead thickness.</p>
CR1225/1HF	<p>Technical drawing of CR1225/1HF battery. Top view shows a diameter of 12.5 mm. Side view shows a lead length of 2.5 mm and a lead thickness of 0.75 mm. Additional dimensions include 4 mm for lead width, 6 mm for lead height, and 12±0.5 mm for the body diameter.</p>	CR1225/1VC	<p>Technical drawing of CR1225/1VC battery. Top view shows a diameter of 12.5 mm. Side view shows a lead length of 4 mm and a lead thickness of 0.75 mm. Additional dimensions include 4±0.5 mm for lead width, 2.5 mm for lead height, and 0.1 mm for lead thickness.</p>

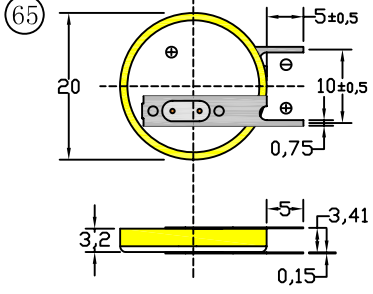
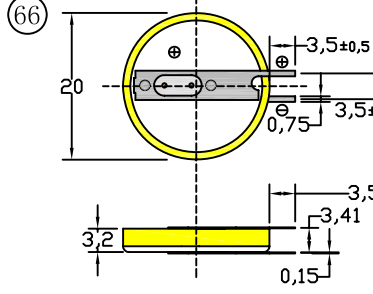
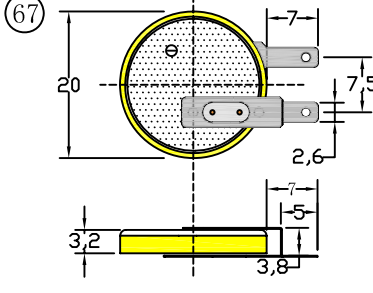
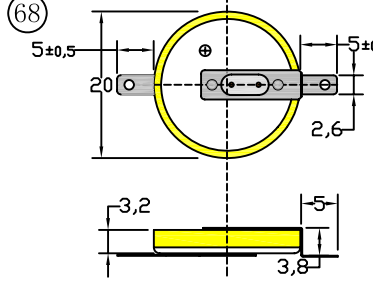
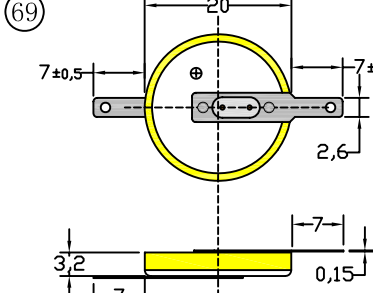
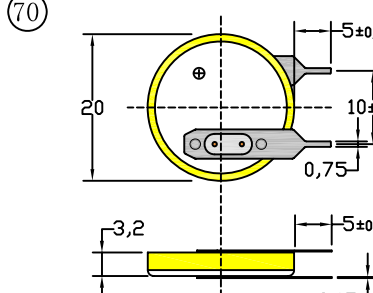
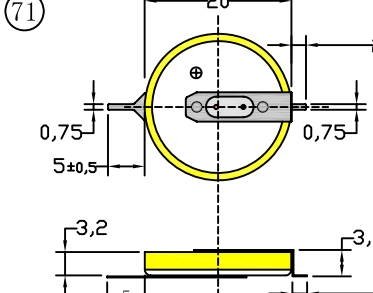
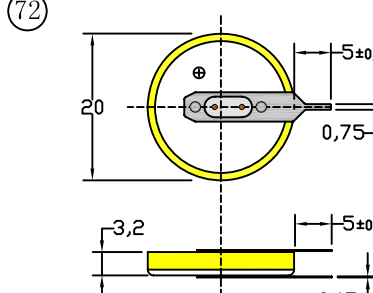
Model Number	Dimensions/mm	Model Number	Dimensions/mm
CR1620/1HF	<p>Technical drawing of CR1620/1HF showing front and side views. Dimensions include a diameter of 16, a thickness of 2, a protrusion of 0,75, a distance of 4 from the edge, a total length of 16±0,5, a width of 6, and a chamfered edge with a 4mm radius and 0,75mm depth.</p>	CR1620/1VC2	<p>Technical drawing of CR1620/1VC2 showing front and side views. Dimensions include a diameter of 16, a protrusion of 4±0,5, a thickness of 0,75, a distance of 4±0,5 from the edge, and a chamfered edge with a 0,1mm radius.</p>
CR1620/1VC3	<p>Technical drawing of CR1620/1VC3 showing front and side views. Dimensions include a diameter of 16, a protrusion of 3,3, a thickness of 2, a chamfer angle of 22°, and a distance of 2 from the edge.</p>	CR1632/1HF	<p>Technical drawing of CR1632/1HF showing front and side views. Dimensions include a diameter of 16, a protrusion of 3,2, a thickness of 0,75, a distance of 3,2 from the edge, a width of 8,8, a chamfered edge with a 5,6mm radius and 0,75mm depth, a total length of 16±0,5, a distance of 4 from the edge, a width of 8,8, and a chamfered edge with a 3,5mm radius and 0,75mm depth.</p>
CR1632/1GU	<p>Technical drawing of CR1632/1GU showing front and side views. Dimensions include a diameter of 16, a protrusion of 3,2, a thickness of 0,75, a distance of 3,2 from the edge, a width of 8,8, a chamfered edge with a 5,6mm radius and 0,75mm depth, a total length of 16±0,5, a distance of 4 from the edge, a width of 11, and a chamfered edge with a 8,8mm radius.</p>	CR1632/1HM	<p>Technical drawing of CR1632/1HM showing front and side views. Dimensions include a diameter of 16, a protrusion of 3,2, a thickness of 0,75, a distance of 3,2 from the edge, a width of 8,8, a chamfered edge with a 5,6mm radius and 0,75mm depth, a total length of 15,2±0,5, a distance of 4 from the edge, a width of 8,8, and a chamfered edge with a 3,5mm radius and 0,75mm depth.</p>
CR1632/1VC2	<p>Technical drawing of CR1632/1VC2 showing front and side views. Dimensions include a diameter of 16, a protrusion of 4, a thickness of 0,75, a distance of 3,2 from the edge, a total length of 16, a distance of 4 from the edge, a width of 3,41, and a chamfered edge with a 0,15mm radius.</p>	CR1632/1HF1	<p>Technical drawing of CR1632/1HF1 showing front and side views. Dimensions include a diameter of 16, a protrusion of 3,2, a thickness of 0,75, a distance of 3,2 from the edge, a width of 8,8, a chamfered edge with a 4mm radius and 0,75mm depth, a total length of 10±0,5, a distance of 3,5 from the edge, a width of 0,75, a chamfered edge with a 4mm radius and 0,75mm depth, and a chamfered edge with a 4mm radius and 0,75mm depth.</p>

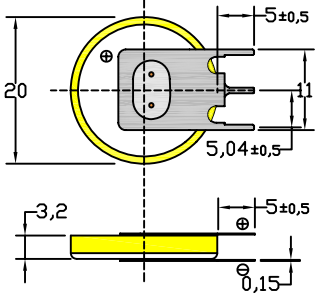
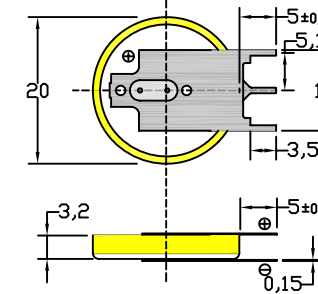
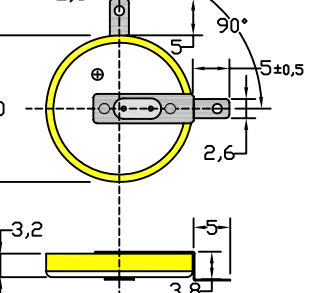
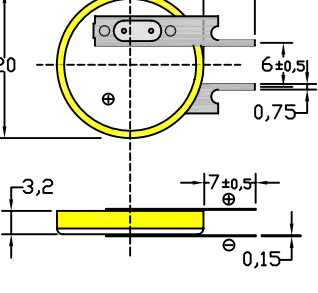
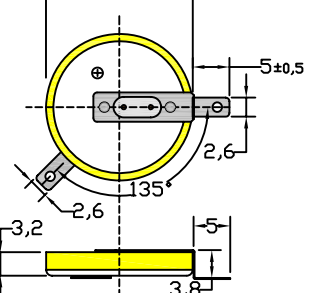
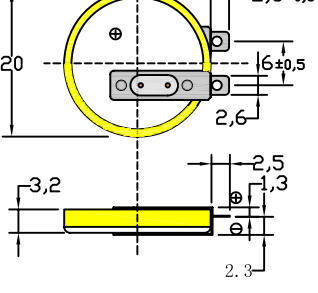
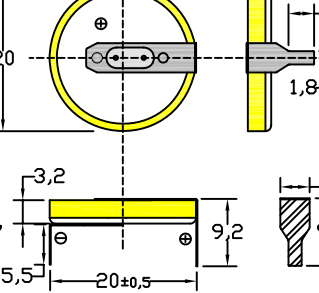
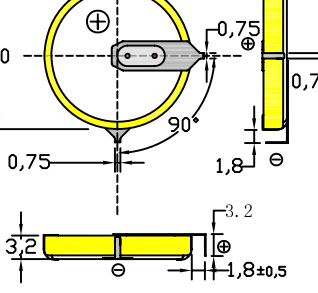
Model Number	Dimensions/mm	Model Number	Dimensions/mm
CR1632/1F2		CR2016/1HF1	
CR2016/1F2		CR2016/1HF	
CR2016/1F3		CR2016/1HM	
CR2016/1F4		CR2016/1VC2	

Model Number	Dimensions/mm	Model Number	Dimensions/mm
CR2025/1HF1		CR2025/1HF2	
CR2025/1HF		CR2025/1HF3	
CR2025/1GU		CR2025/1F2	
CR2025/1F3		CR2025/1VC	

Model Number	Dimensions/mm	Model Number	Dimensions/mm
CR2032/1HF7		CR2032/1HF6	
CR2032/1HF5		CR2032/1HF4	
CR2032/1HF3		CR2032/1HF2	
CR2032/1HF		CR2032/1HF1	

Model Number	Dimensions/mm	Model Number	Dimensions/mm
CR2032 / 1GU		CR2032 / 1HF8	
CR2032 / 1GU1		CR2032 / 1HF9	
CR2032 / 1GU2		CR2032 / 1HFA	
CR2032 / 1GU3		CR2032 / 1HFB	

Model Number	Dimensions/mm	Model Number	Dimensions/mm
CR2032 / 1VC		CR2032 / 1VC1	
CR2032 / 1F4		CR2032 / 1F2	
CR2032 / 1VC2		CR2032 / 1VC3	
CR2032 / 1F3		CR2032 / 1VC4	

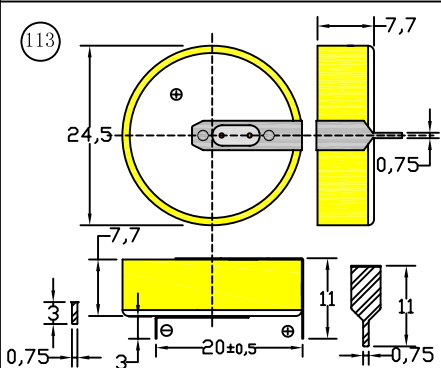
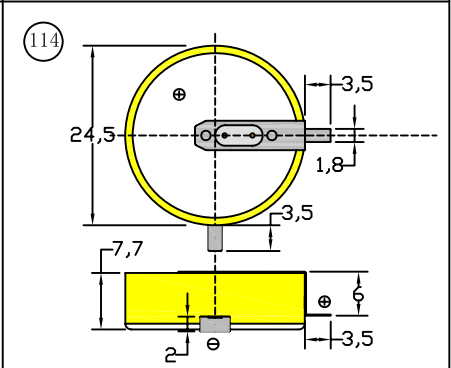
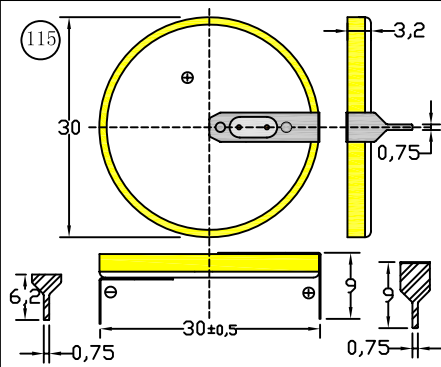
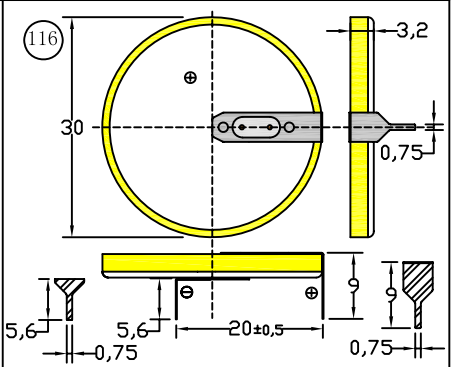
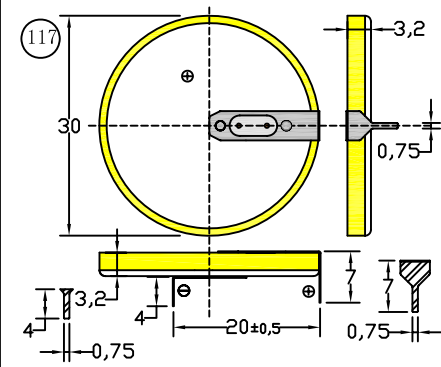
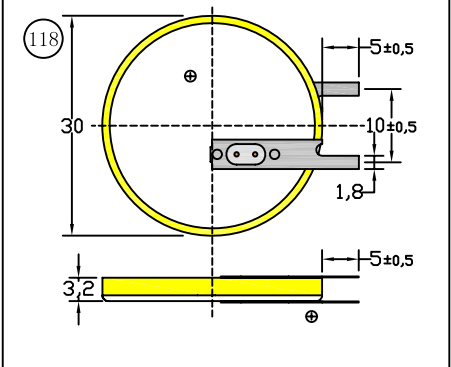
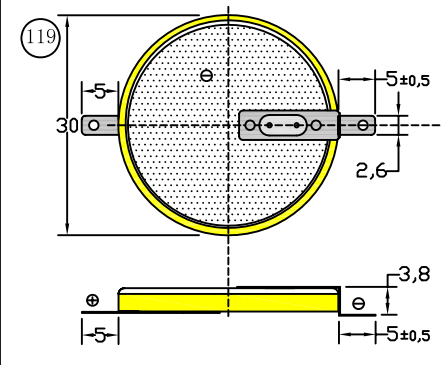
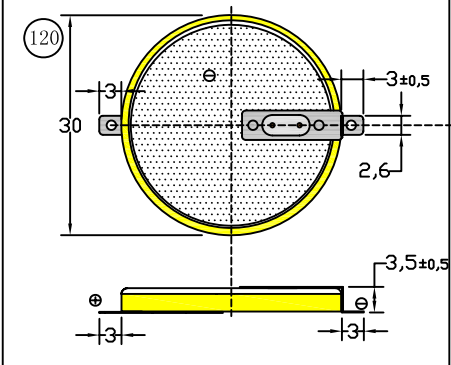
Model Number	Dimensions/mm	Model Number	Dimensions/mm
CR2032 / 1GV	<p>(73)</p> 	CR2032 / 1GV1	<p>(74)</p> 
CR2032 / 1F6	<p>(75)</p> 	CR2032 / 1VC5	<p>(76)</p> 
CR2032 / 1F5	<p>(77)</p> 	CR2032 / 1F7	<p>(78)</p> 
CR2032 / 1HFC	<p>(79)</p> 	CR2032 / 1F8	<p>(80)</p> 

Model Number	Dimensions/mm	Model Number	Dimensions/mm
CR2330/1HF1	<p>Technical drawing of CR2330/1HF1 showing front and side views. Dimensions include a diameter of 23, a thickness of 3, a hole offset of 0,75, a hole diameter of 6,2, a length of 20±0,5, and a hole depth of 9,2.</p>	CR2330/1VC	<p>Technical drawing of CR2330/1VC showing front and side views. Dimensions include a diameter of 23, a thickness of 3±0,5, a hole offset of 8±0,5, a hole diameter of 0,75, a length of 3, and a hole depth of 3,28.</p>
CR2330/1HF	<p>Technical drawing of CR2330/1HF showing front and side views. Dimensions include a diameter of 23, a thickness of 3, a hole offset of 0,75, a hole diameter of 6,2, a length of 23±0,5, and a hole depth of 9,2.</p>	CR2330/1VC1	<p>Technical drawing of CR2330/1VC1 showing front and side views. Dimensions include a diameter of 23, a thickness of 5±0,5, a hole offset of 10±0,5, a hole diameter of 0,75, a length of 3, and a hole depth of 3,28.</p>
CR2330/1HF2	<p>Technical drawing of CR2330/1HF2 showing front and side views. Dimensions include a diameter of 23, a thickness of 3, a hole offset of 0,75, a hole diameter of 6,2, a length of 20±0,5, a hole depth of 9,2, and a hole diameter of 1,8.</p>	CR2330/1VC2	<p>Technical drawing of CR2330/1VC2 showing front and side views. Dimensions include a diameter of 23, a thickness of 5±0,5, a hole offset of 0,75, a length of 3, and a hole depth of 3,28.</p>
CR2330/1HF3	<p>Technical drawing of CR2330/1HF3 showing front and side views. Dimensions include a diameter of 23, a thickness of 3, a hole offset of 0,75, a hole diameter of 4, a length of 23±0,5, and a hole depth of 1,8.</p>	CR2330/1F2	<p>Technical drawing of CR2330/1F2 showing front and side views. Dimensions include a diameter of 29, a diameter of 23, a hole offset of 2,6, a hole diameter of 3±0,5, a hole depth of 2,6, a length of 3, and a hole diameter of 3,5.</p>

Model Number	Dimensions/mm	Model Number	Dimensions/mm
CR2430/1HF3		CR2430/1F4	
CR2430/1HF2		CR2430/1VC	
CR2430/1HF1		CR2430/1F6	
CR2430/1HF		CR2430/1VC1	

Model Number	Dimensions/mm	Model Number	Dimensions/mm
CR2450/1HF		CR2450/1GU1	
CR2430/1HF1		CR2450/1GU	
CR2430/1HF2		CR2450/1F2	
CR2430/1HF3		CR2450/1GV	

Model Number	Dimensions/mm	Model Number	Dimensions/mm
CR2450/1GV1		CR2450/1VC	
CR2450/1VC1		CR2450/1VC2	
CR2477/1GV		CR2477/1HF	
CR2477/1VC		CR2477/1HF1	

Model Number	Dimensions/mm	Model Number	Dimensions/mm
CR2477 / 1HF2	 <p>Technical drawing of CR2477 / 1HF2 showing front and side views. Dimensions include: 24.5 (diameter), 7.7 (width), 0.75 (thickness), 20±0.5 (length), 11 (height), 3 (fillet radius), and 0.75 (fillet radius).</p>	CR2477 / 1HF3	 <p>Technical drawing of CR2477 / 1HF3 showing front and side views. Dimensions include: 24.5 (diameter), 3.5 (width), 1.8 (thickness), 7.7 (width), 3.5 (height), 6 (height), 2 (fillet radius), 0.75 (fillet radius), and 3.5 (length).</p>
CR3032 / 1HF	 <p>Technical drawing of CR3032 / 1HF showing front and side views. Dimensions include: 30 (diameter), 3.2 (width), 0.75 (thickness), 30±0.5 (length), 9 (height), 6.2 (fillet radius), and 0.75 (fillet radius).</p>	CR3032 / 1HF1	 <p>Technical drawing of CR3032 / 1HF1 showing front and side views. Dimensions include: 30 (diameter), 3.2 (width), 0.75 (thickness), 20±0.5 (length), 9 (height), 5.6 (fillet radius), and 0.75 (fillet radius).</p>
CR3032 / 1HF2	 <p>Technical drawing of CR3032 / 1HF2 showing front and side views. Dimensions include: 30 (diameter), 3.2 (width), 0.75 (thickness), 20±0.5 (length), 4 (fillet radius), 3.2 (height), 4 (fillet radius), and 0.75 (fillet radius).</p>	CR3032 / 1VC	 <p>Technical drawing of CR3032 / 1VC showing front and side views. Dimensions include: 30 (diameter), 5±0.5 (width), 10±0.5 (height), 1.8 (thickness), 3.2 (height), and 5±0.5 (length).</p>
CR3032 / 1F2	 <p>Technical drawing of CR3032 / 1F2 showing front and side views. Dimensions include: 30 (diameter), 5 (width), 5±0.5 (width), 2.6 (thickness), 3.8 (height), 5 (width), and 5±0.5 (length).</p>	CR3032 / 1F1	 <p>Technical drawing of CR3032 / 1F1 showing front and side views. Dimensions include: 30 (diameter), 3 (width), 3±0.5 (width), 2.6 (thickness), 3.5±0.5 (height), 3 (width), and 3 (length).</p>