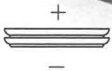
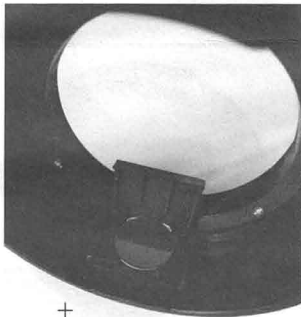
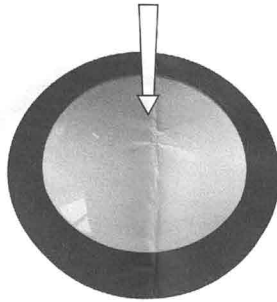


INSTRUCTION OF MAGNIFIER



Open the cover to install batteries.

Press down Open/Closed
NO/OFF



LED lights opening



LED lights opening

Using Method and Attention of LED Desktop Reading Magnifier:

1. Open the battery cover, put into 2pcs CR2016, “+” is upward, then shut the cover.
2. The LED lights can be open or closed when pressing any part of the top of magnifier. You can look words and pictures clearly in darkness.
3. The lights will shut down automatically after 10 minutes if you do not manually turn off the lights.
- 4.1. Do not put the magnifier directly in the sun.