

ROHS COMPLIANT

APPROVAL SHEET

Customer : _____

Part Number: _____

Part No.: 11414012800.0002

Holder : OCXO-14

Frequency: 12.8MHz

Manufacturer: _____

Date: 2023-03-22

Prepared	Checked	Approved

(For Customer Use)

Acceptable	Non-Acceptable

1. Scope

This document describes technical guidelines of product [11414012800.0002](#)

2. Electrical Characteristics

SINEWAVE OUTPUT OCXO-14						
PARAMETER	SYMBOL	CONDITIONS	MIN	TYPE	MAX	UNIT
Normal Frequency	F_n	AT		12.8		MHz
Absolute maximum ratings						
Maximum Supply Range	V_{cc}	–	-0.3		+6	V
Operating Temperature range	TA	–	-40		70	°C
Storage Temperature range			-55		100	°C
Power						
Operating Supply Voltage	V_{cc}		4.75	5	5.25	V
Turn-On Current		Nom Vcc			2.5	W
Steady state Current		Ta=25°C			1	W
Frequency Stability						
Calibration		TA=25°C		±0.3	±0.5	ppm
Freq VS Temperature	TS	-40°C to 70°C			±200	ppb
Freq VS Time (Aging)		Per day			±50	ppb
		1st year			±1.5	ppm
		10 years			±4	ppm
Warm up time		time to ±0.5 of F_n			3	minutes
Electrical Frequency Control						
Control Voltage Range	V_c	VC Transfer is positive monotonic	0		4	V

Control Voltage at f0	V _{Cr0}	25°C at time of shipment		2		V
Pulling Range				±5		ppm
Input impedance (Zi)			100			KΩ
EFC Linearity					10	%
Output parameters						
Output signal		-	sine wave			-
Output load		Output to ground		50		Ω
Output power		Load=50 Ω		5		dBc
Harmonic		Load=50 Ω			-30	dBc
Spurious		Load=50 Ω			-75	dBc
Phase noise			10Hz		-100	dBc/Hz
			100Hz		-130	dBc/Hz
			1KHz		-145	dBc/Hz
			10KHz		-150	dBc/Hz

3. Construction

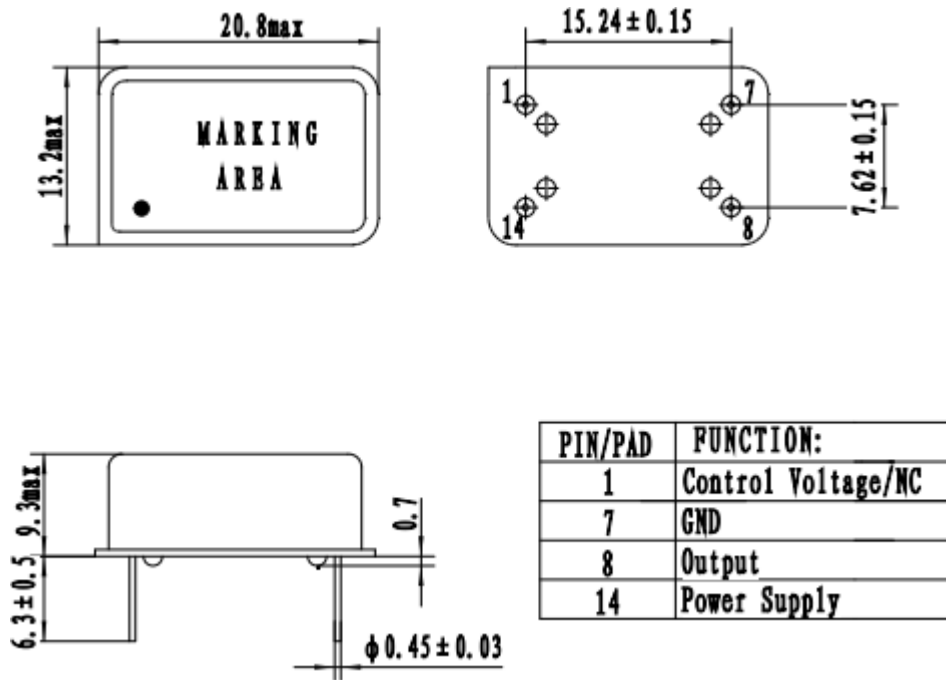
1. Oscillator enclosure seal:

Seam seal resistance weld cold weld

2. crystal enclosure medium

nitrogen vacuum dry air

4.Dimension:

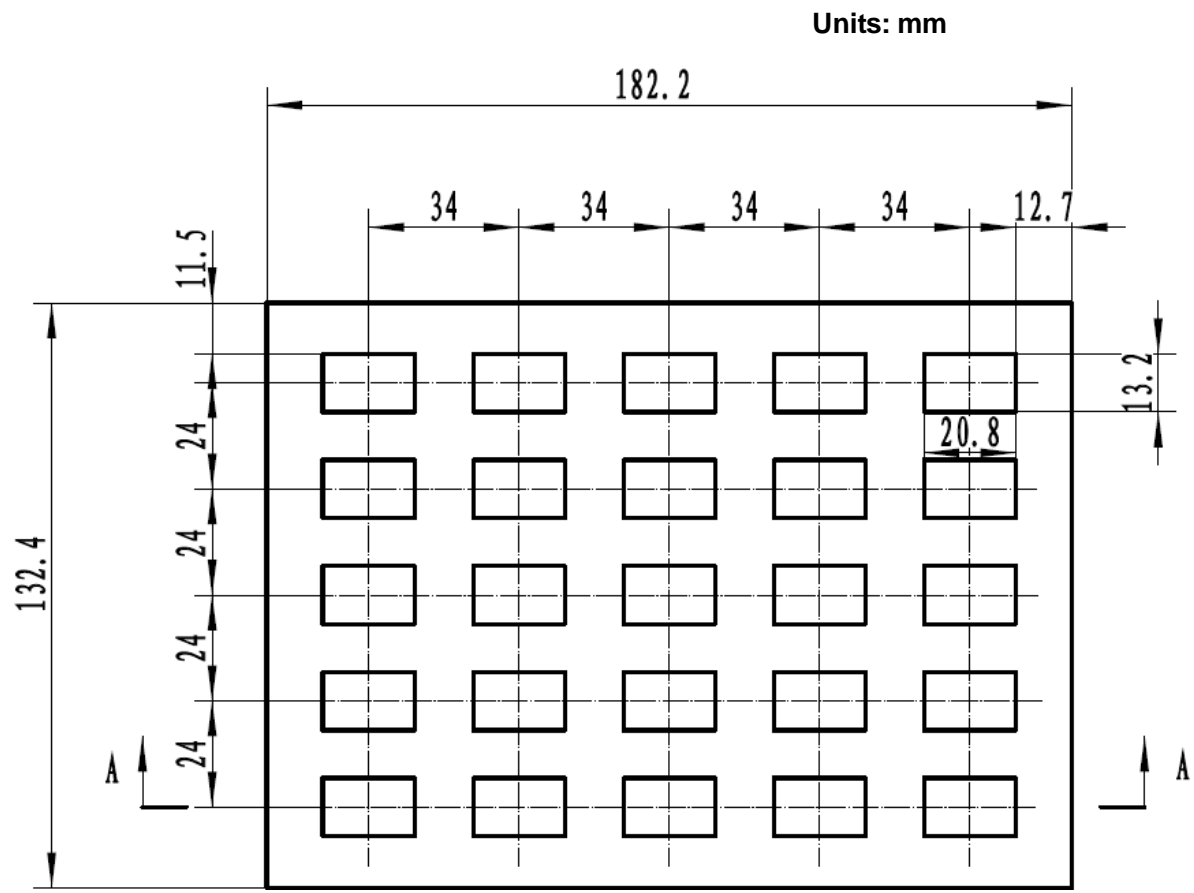


5. Marking

Laser Marking

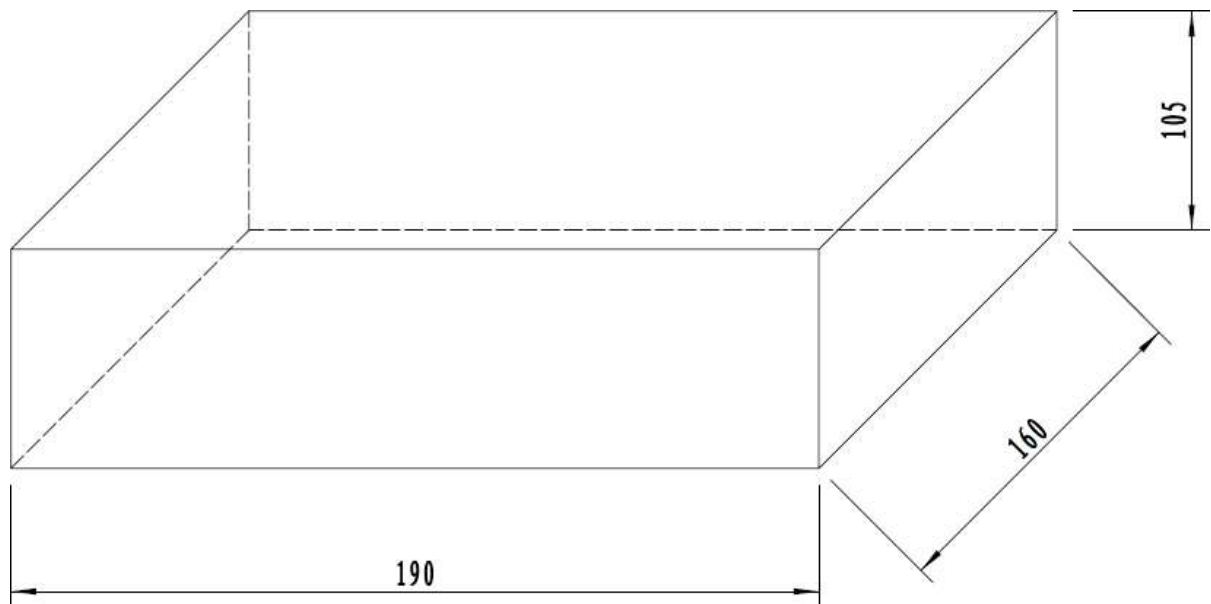
Ink Marking

6. Packing Instruction



Tray Material: ESD plast.

25 units per tray.



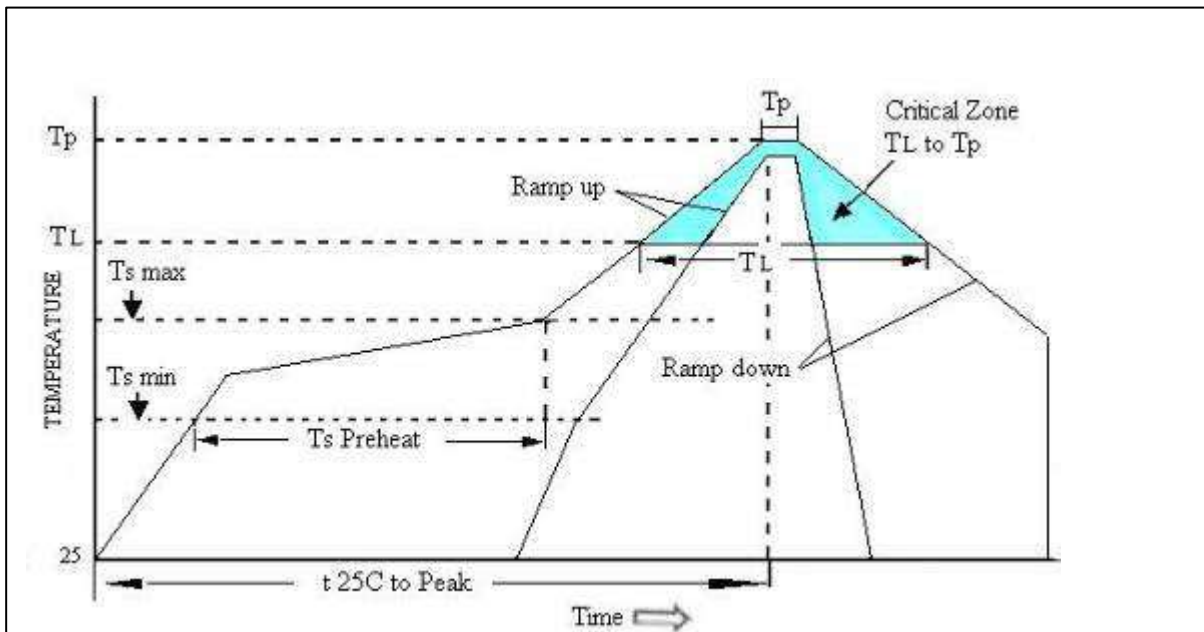
100 unites max per box.

7. Reliability characteristic:

	Item	Condition	Specifications
7.1	Reflow Simulation	3X 240°C Peak 20 secs max above 240°C	$\Delta F \leq \pm 0.2 \text{ ppm}$
7.2	Power Cycl	100 Cycles -40°C, 30 minutes no power (off) and 30 minutes powered (on) -- Test product for functionality -- Continue for another 250 cycles -- Test product for functionality -- Intenal visual and mechanical inspection	$\Delta F \leq \pm 0.2 \text{ ppm}$
7.3	Thermal Shock	Subject samples to temperature extremes of -40 and +125C, 30 minute soaks at the temperature extremes, 10 seconds maximum transition time between extremes. The test duration is 10 Cycles GJB 360A-96 Method 107.	$\Delta F \leq \pm 0.2 \text{ ppm}$
7.4	Mechanical Shock	IEC 68-2-27 Test Ea	$\Delta F \leq \pm 0.2 \text{ ppm}$
7.5	Vibration	IEC 68-2-06 Test Fc	$\Delta F \leq \pm 0.2 \text{ ppm}$
7.6	Free drop	Drop from 10cm height on 3cm hard wooden board for 6 times GB2423.8-1995 (idt IEC 68-2-32:1990) Method Ed.	$\Delta F \leq \pm 0.2 \text{ ppm}$
7.7	Aging	Bias oscillators at nominal voltage and subject oscillators to 25C for 1008 hours. Readings are to be taken with oscillator at 25C twice per day. Determine aging (frequency shift post 1008 hours minus initial frequency). Use the results to predict long-term aging.	Per. Spec.
7.8	Solderability	Precondition parts by steaming (over boiling water) for 8 hours OR age the parts at 150C for 16 hours	A new uniform coating of solder shall cover a minimum of 95% of the surface being immersed.

8. All products are RoHs compliant

9. Reflow Profile



High Temperature Infrared /Convection

Note:Temperature shown are applied to body of device

Ts max to TL(Ramp-up Rate)	3°C/second max
Preheat	
Temperature Min(Ts Min)	150°C
Temperature Typical(Ts Typ)	175°C
Temperature Max.(Ts Max)	200°C
Time(ts)	60-180 seconds
Ram-up Rate(TL to Tp)	3°C/second Max
Time Maintained Above:	
--Temperature(TL)	217°C
--Time(TL)	60-150seconds
Peak Temperature (Tp)	260°C Max for 10 seconds
Time within 5°C of actual peak(tp)	20-40 seconds
Ramp-down Rate	6°C/seconds Max
Tune 25°C to Peak Temperature(t)	8 minutes Max
Moisture Sensitivity Level	Level 1

High Temperature Manual Soldering

Note:Temperature shown are applied to body of device

260°C Max for 5 seconds Max, 2 times Max