



Micro Commercial Components
 21201 Itasca Street Chatsworth
 CA 91311
 Phone: (818) 701-4933
 Fax: (818) 701-4939

HER201 THRU HER208

Features

- High Surge Current Capability
- High Reliability
- Low Forward Voltage Drop
- High Current Capability

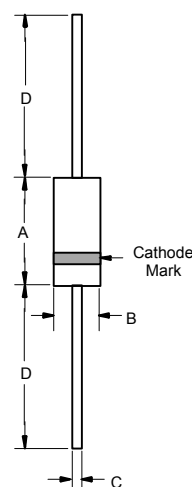
Maximum Ratings

- Operating Temperature: -55°C to +125°C
- Storage Temperature: -55°C to +150°C
- For capacitive load, derate current by 20%

MCC Catalog Number	Device Marking	Maximum Recurrent Peak Reverse Voltage	Maximum RMS Voltage	Maximum DC Blocking Voltage
HER201	---	50V	35V	50V
HER202	---	100V	70V	100V
HER203	---	200V	140V	200V
HER204	---	300V	210V	300V
HER205	---	400V	280V	400V
HER206	---	600V	420V	600V
HER207	---	800V	560V	800V
HER208	---	1000V	700V	1000V

**2.0 Amp High
Efficient Rectifiers
50 to 1000 Volts**

DO-15



Electrical Characteristics @ 25°C Unless Otherwise Specified

Average Forward Current	$I_{F(AV)}$	2 A	$T_A = 55^\circ\text{C}$
Peak Forward Surge Current	I_{FSM}	60A	8.3ms, half sine
Maximum Instantaneous Forward Voltage HER201-204 HER205 HER206-208	V_F	1.0V 1.3V 1.7V	$I_{FM} = 2.0A$; $T_A = 25^\circ\text{C}$
Reverse Current At Rated DC Blocking Voltage (Maximum DC)	I_R	5 μA 100 μA	$T_A = 25^\circ\text{C}$ $T_A = 100^\circ\text{C}$
Maximum Reverse Recovery Time HER201-205 HER206-208	T_{rr}	50ns 75ns	$I_F=0.5A, I_R=1.0A,$ $I_{rr}=0.25A$
Typical Junction Capacitance HER201-205 HER206-208	C_J	50pF 30pF	Measured at 1.0MHz, $V_R=4.0V$

DIM	INCHES		MM		NOTE
	MIN	MAX	MIN	MAX	
A	.230	.300	5.8	7.6	
B	.104	.140	2.6	3.6	
C	.028	.034	0.71	0.86	
D	1.000	---	25.40	---	

*Pulse Test: Pulse Width 300 μsec , Duty Cycle 1%

HER201 THRU HER208

RATINGS AND CHARACTERISTIC CURVES

FIG.1- REVERSE RECOVERY TIME CHARACTERISTIC AND TEST CIRCUIT DIAGRAM

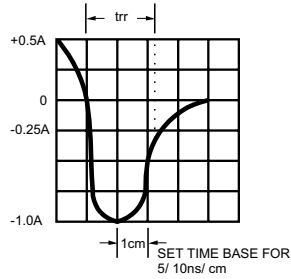
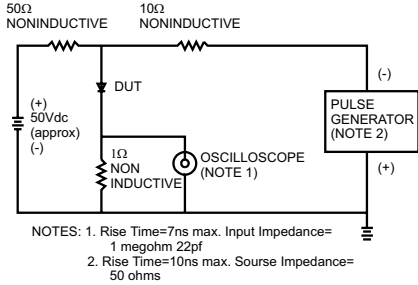


FIG.2- MAXIMUM AVERAGE FORWARD CURRENT DERATING

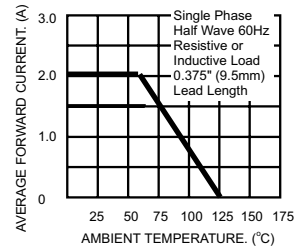


FIG.3- TYPICAL REVERSE CHARACTERISTICS

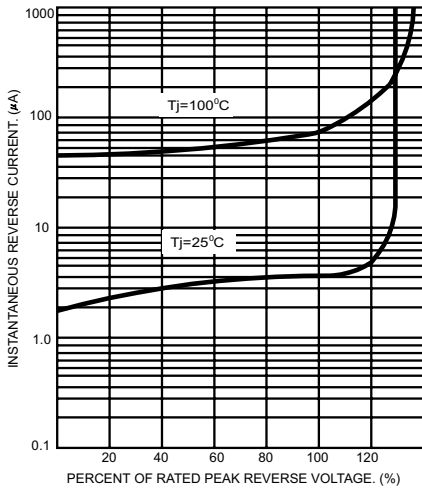


FIG.4- TYPICAL FORWARD CHARACTERISTICS

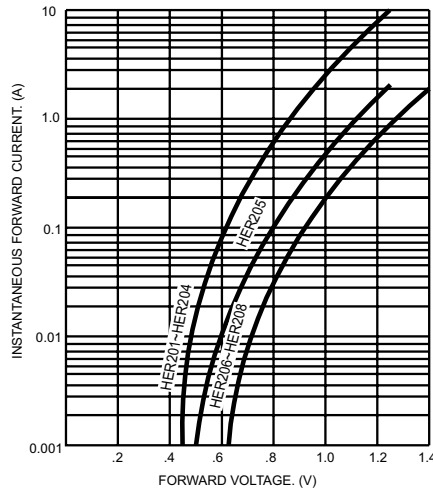


FIG.5- MAXIMUM NON-REPETITIVE FORWARD SURGE CURRENT

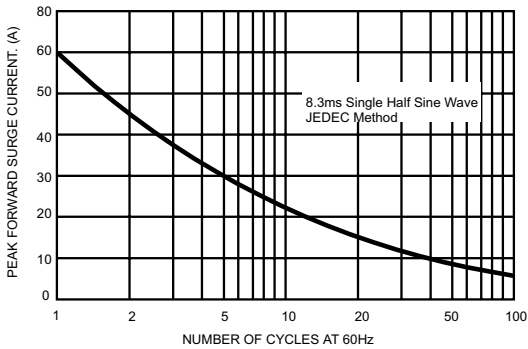
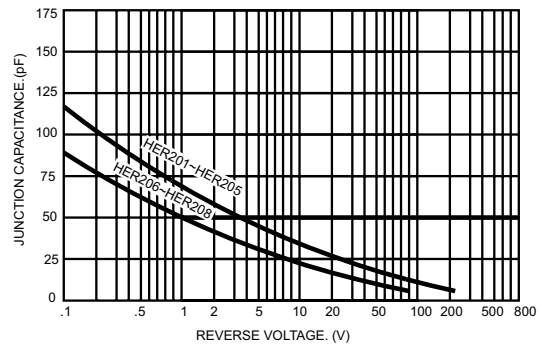


FIG.6- TYPICAL JUNCTION CAPACITANCE



This datasheet has been download from:

www.datasheetcatalog.com

Datasheets for electronics components.