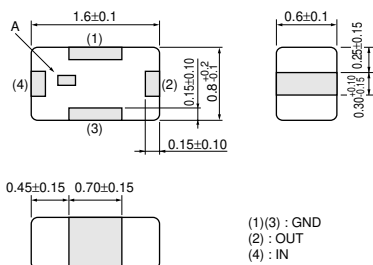


## for RF/ Local

### Chip Multilayer LC Filters (BPF)

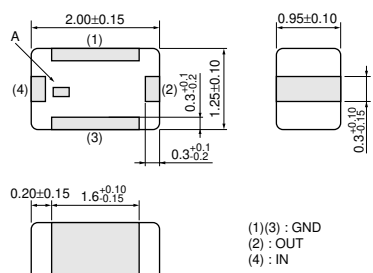
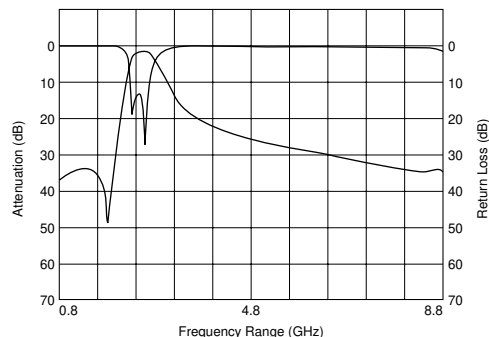
#### ● LFB18/21/2H/31\_SG Series



**LFB18\_SG Series**

A : Directional Input Mark  
All the technical data and information contained herein are subject to change without prior notice. (in mm)

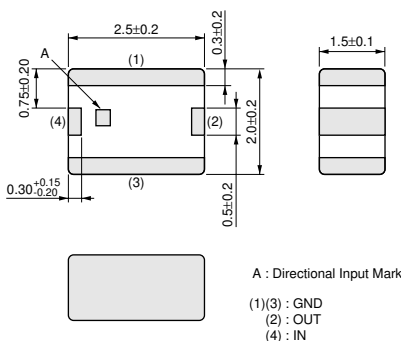
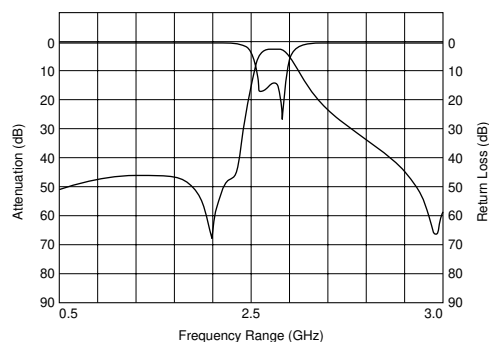
#### Frequency Characteristics



**LFB21\_SG Series**

A : Directional Input Mark  
All the technical data and information contained herein are subject to change without prior notice. (in mm)

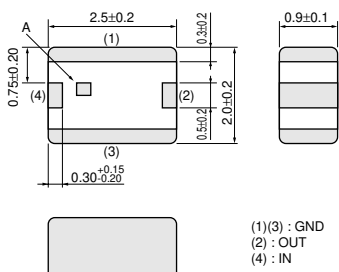
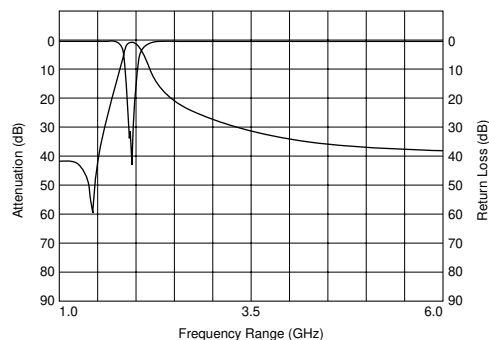
#### Frequency Characteristics



**LFB2H\_SG6 Series**

All the technical data and information contained herein are subject to change without prior notice. (in mm)

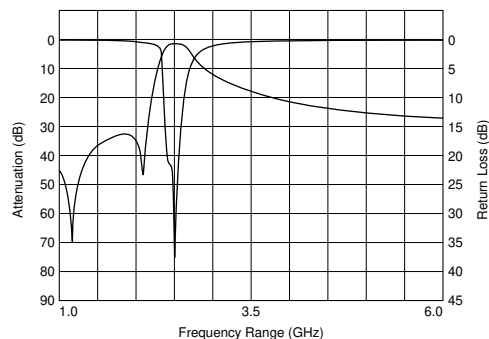
#### Frequency Characteristics



**LFB2H\_SG7 Series**

A : Directional Input Mark  
All the technical data and information contained herein are subject to change without prior notice. (in mm)

#### The Characteristics of Spurious

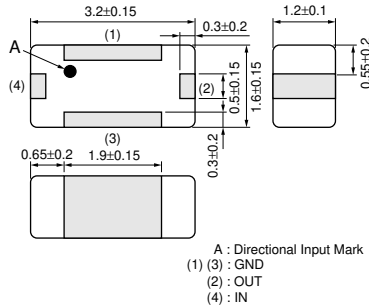


Continued on the following page. ↗

Continued from the preceding page.

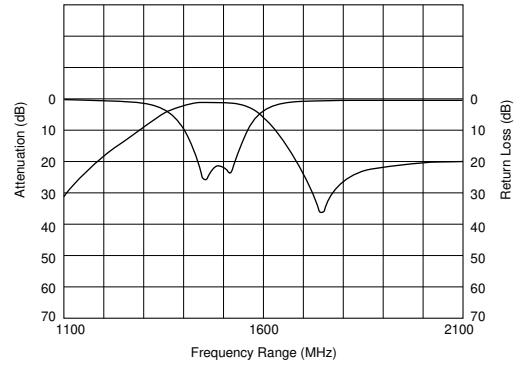


**LFB31\_SG1 Series**

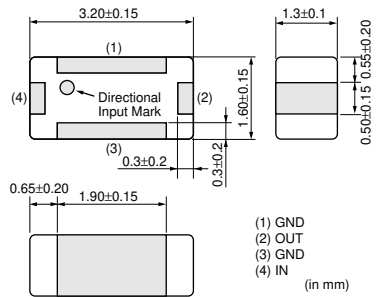


All the technical data and information contained herein are subject to change without prior notice. (in mm)

**Frequency Characteristics**

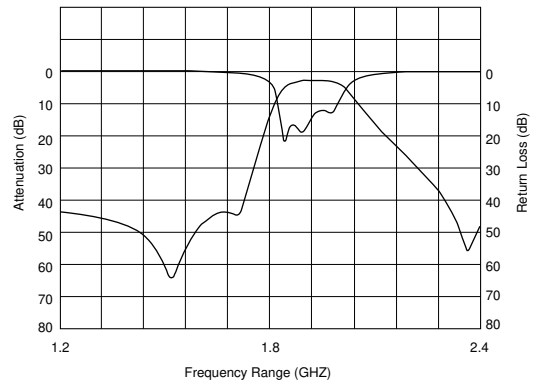


**LFB31\_SG2 Series**

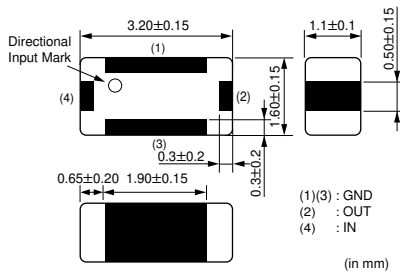


All the technical data and information contained herein are subject to change without prior notice.

**Frequency Characteristics**

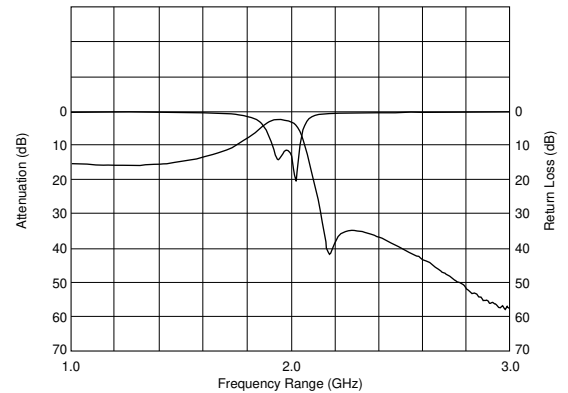


**LFB31\_SG3 Series**

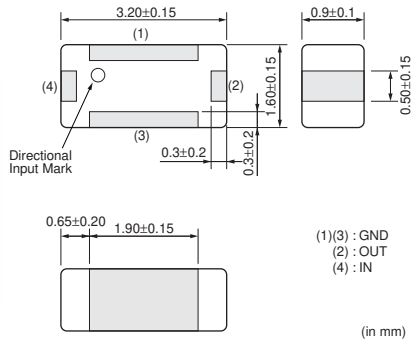


All the technical and information contained herein are subject to change without prior notice.

**Frequency Characteristics**

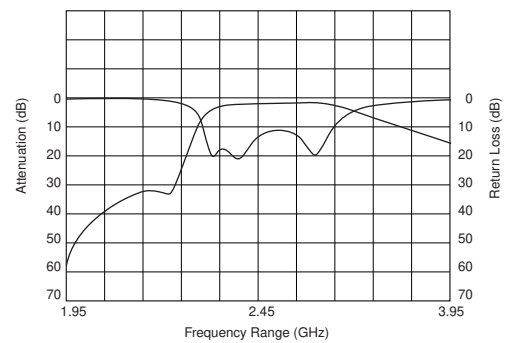


**LFB31\_SG7 Series**



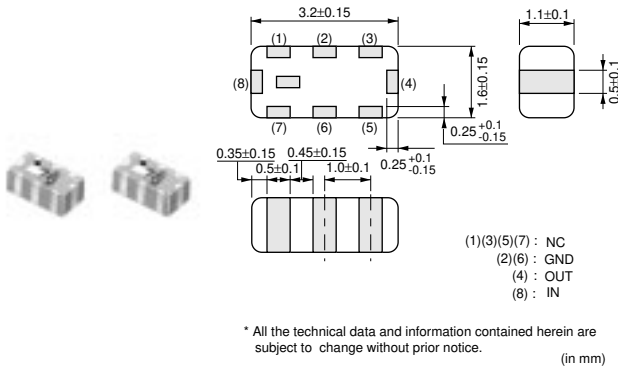
All the technical data and information contained herein are subject to change without prior notice.

**Frequency Characteristics**

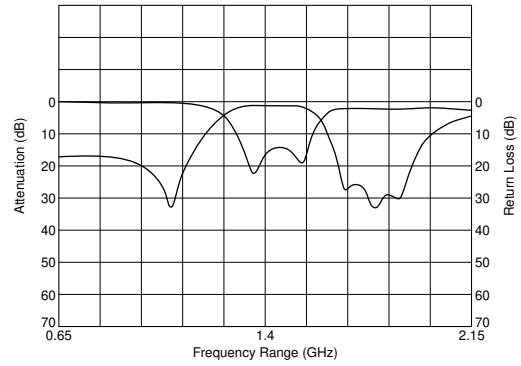


Part Number	Nominal Center Frequency (fo) (MHz)	Bandwidth (BW) (MHz)	Insertion Loss in BW (dB)	Attenuation (Absolute Value) I) (dB)	Attenuation (Absolute Value) II) (dB)
LFB182G45SG9A246	2450	fo±50	2.2 max. (at 25°C)	24.5 min. at 880~960MHz	12.5 min. at 1710~1990MHz
LFB185G78SGAB713	5787.5	fo±62.5	2.2 max. (at 25°C)	16.5 min. at 4800MHz	23.5 min. at 11450~11700MHz
LFB211G90SG8B704	1906.5	fo±13.5	3.0 max. (at 25°C)	20 min. at 1660.5~1686.3MHz	11 min. at 2126.8~2152.6MHz
LFB212G45SG8A127	2450	fo±50	1.5 max. (at 25°C)	25 min. at 1200~1300MHz	10.0 min. at 2000MHz
LFB212G45SG8A166	2450	fo±50	1.4 max. (at 25°C)	30 min. at 880~915MHz	30 min. at 1710~1910MHz
LFB212G45SG8A192	2450	fo±50	2.6 max. (at 25°C)	40 min. at 880~960MHz	38 min. at 1710~1990MHz
LFB215G12SG8A178	5125	fo±225	1.5 max. (at 25°C)	25 min. at 4200MHz	17 min. at 2x(fo±225)MHz
LFB215G12SG8A183	5125	fo±225	1.5 max. (at 25°C)	10.0 min. at 4250MHz	10.0 min. at 5900MHz
LFB215G25SG8A144	5250	fo±100.0	1.5 max. (at 25°C)	30 min. at 3450MHz	-
LFB215G37SG8A180	5375	fo±475	1.8 max. (at 25°C)	29.5 min. at 500~4000MHz	34.5 min. at 3450MHz
LFB215G37SG8A185	5375	fo±475	2.2 max. (at 25°C)	40 min. at 340~1195MHz	21 min. at 2140~3580MHz
LFB215G51SG8A132	5512	fo±363	1.9 max. (at 25°C)	30 min. at 500~4000MHz	20 min. at 4600MHz
LFB215G51SG8A154	5512	fo±363	1.5 max. (at 25°C)	30 min. at 500~4000MHz	20 min. at 4600MHz
LFB215G78SG8A170	5787.5	fo±62.5	2.2 max. (at 25°C)	35 min. at 3275~3400MHz	37 min. at 2x(fo±62.5)MHz
LFB2H1G90SG6A157	1906.5	fo±13.5	1.5 max. (at 25°C)	14 min. at 1687MHz	6 min. at 2126MHz
LFB2H2G45SG7A134	2450	fo±50	1.7 max. (at 25°C)	25 min. at 1750MHz	25 min. at 2100MHz
LFB2H2G45SG7A135	2450	fo±50	2.7 max. (at 25°C)	40 min. at 880~915MHz	40 min. at 1710~1950MHz
LFB2H2G45SG7A158	2450	fo±50	1.2 max. (at 25°C)	30 min. at 880~915MHz	30 min. at 1710~1785MHz
LFB2H2G45SG7A159	2450	fo±50	2.1 max. (at 25°C)	45 min. at 880~915MHz	48 min. at 1710~1990MHz
LFB2H2G45SG7A204	2450	fo±50	3 max. (at 25°C)	45 min. at 880~915MHz	27 min. at 1710~1990MHz
LFB2H5G78SG7A175	5787.5	fo±62.5	2.5 max. (at 25°C)	51.5 min. at 902~928MHz	41 min. at 3919~4044MHz
LFB311G48SG1-985	1489	fo±12.0	1.5 max. (at 25°C)	25 min. at (fo±12.0)+260MHz	28 min. at 1749MHz
LFB311G90SG1-799	1906.5	fo +24.5/-13.5MHz	2.5 max. (at 25°C)	40 min. at 1397.05~1422.85MHz	35 min. at 1645.5~1671.3MHz
LFB311G90SG2-797	1906.5	fo±13.5	2.7 max. (at 25°C)	40 min. at 1427~1454MHz	35 min. at 1660~1687MHz
LFB311G95SG3A564	1950	fo±30	3.5 max. (at 25°C)	20 min. at 2110~2170MHz	25 min. at 2490~2550MHz
LFB312G45SG2A509	2450	fo±50	2 max. (at 25°C)	38 min. at 902~928MHz	15 min. at 2100~2200MHz
LFB312G45SG7A572	2450	fo±50	2.5 max. (at 25°C)	37 min. at 902~928MHz	20 min. at 2100~2200MHz

● **LFB31\_SL Series (1206)**

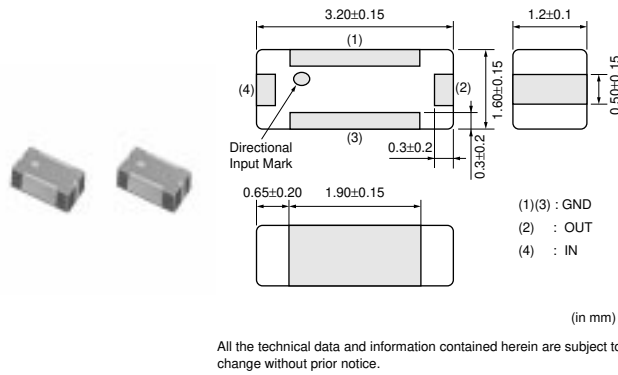


**Frequency Characteristics**

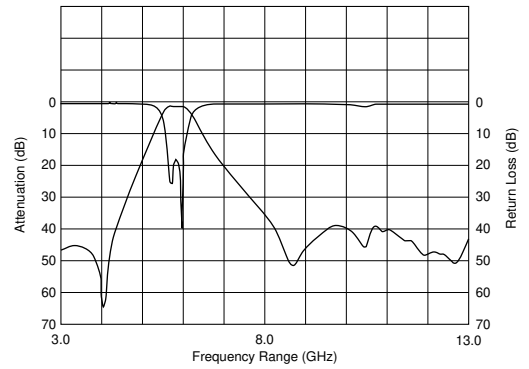


Part Number	Nominal Center Frequency (fo) (MHz)	Bandwidth (BW) (MHz)	Insertion Loss in BW (dB)	Attenuation (Absolute Value) I) (dB)	Attenuation (Absolute Value) II) (dB)
LFB311G40SL1A562	1402.5	fo±77.5	3 max. (at 25°C)	20 min. at 1005~1080MHz	20 min. at 1725~1760MHz

● **LFB31\_SN Series (1206)**

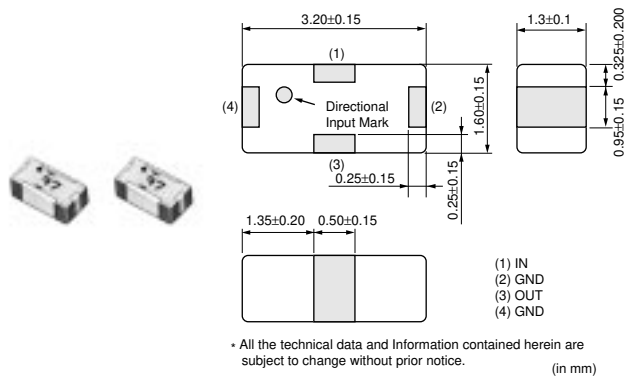


**Frequency Characteristics**

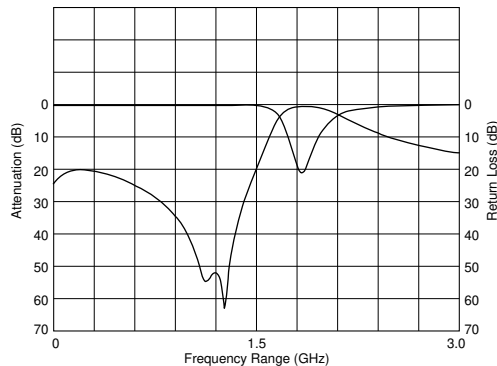


Part Number	Nominal Center Frequency (fo) (MHz)	Bandwidth (BW) (MHz)	Insertion Loss in BW (dB)	Attenuation (Absolute Value) I) (dB)	Attenuation (Absolute Value) II) (dB)
LFB315G82SN5-996	5820	fo±30	2 max. (at 25°C)	35 min. at 2000MHz	30 min. at 3000MHz

## ● LFB31\_SP Series (1206)

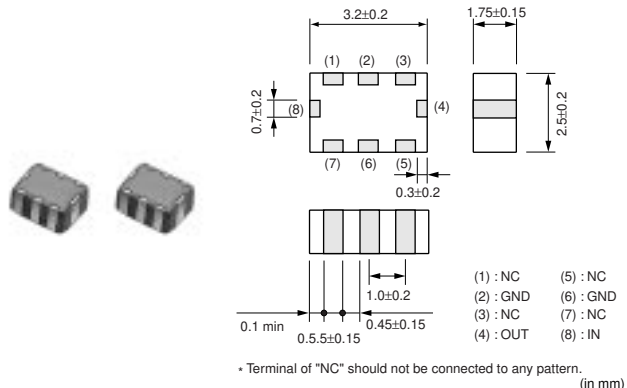


Frequency Characteristics

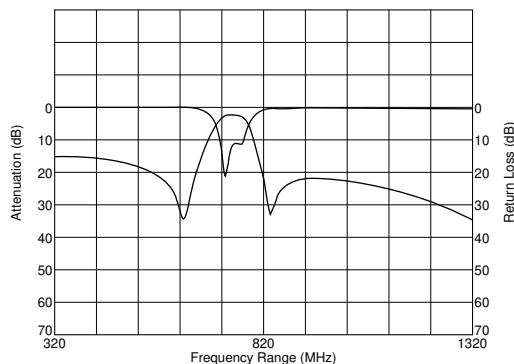


Part Number	Nominal Center Frequency (fo) (MHz)	Bandwidth (BW) (MHz)	Insertion Loss in BW (dB)	Attenuation (Absolute Value) I) (dB)	Attenuation (Absolute Value) II) (dB)
LFB311G89SP1A542	1890	$f_o \pm 10.0$	0.85 max. (at 25°C)	29 min. at 1416.9~1436.9Hz	22 min. at 900MHz
LFB311G90SP1-798	1906.5	$f_o \pm 13.5$	1.0 max. (at 25°C)	38 min. at 1405~1440MHz	12.0 min. at 1649~1680MHz
LFB312G45SP1A502	2450	$f_o \pm 50$	1.4 max. (at 25°C)	20 min. at 902~928MHz	35 min. at 1500~1550MHz

## ● LFB32\_SA Series (1210)



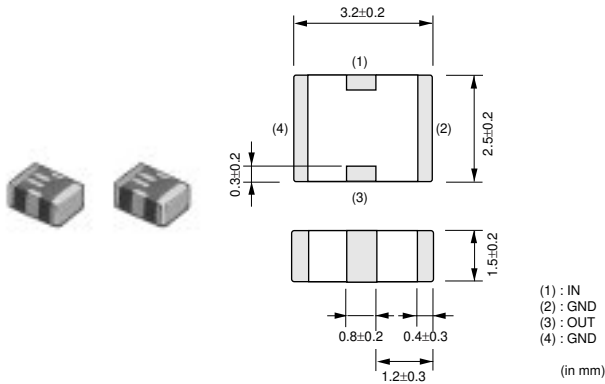
Frequency Characteristics



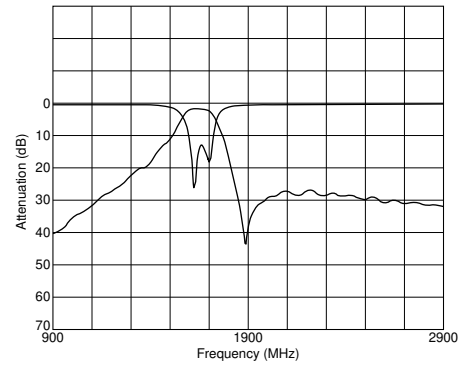
Part Number	Nominal Center Frequency (fo) (MHz)	Bandwidth (BW) (MHz)	Insertion Loss in BW (dB)	Attenuation (Absolute Value) I) (dB)	Attenuation (Absolute Value) II) (dB)
LFB32741MSA1-744	741.5	$f_o \pm 19.5$	3.5 max. (at 25°C)	20 min. at 612~650MHz	20 min. at 832~870MHz
LFB32836MSA1-747	836.5	$f_o \pm 12.5$	3 max. (at 25°C)	19.5 min. at $f_o \pm 77.5$ MHz	-
LFB32851MSA1A540	851	$f_o \pm 19$	3.5 max. (at 25°C)	20 min. at $f_o - 90.0$ MHz	18 min. at $f_o + 90.0$ MHz
LFB32881MSA1-781	881.5	$f_o \pm 12.5$	4.8 max. (at 25°C)	11.0 min. at 824~837MHz	5 min. at 846~849MHz
LFB32881MSA1A556	881.5	$f_o \pm 12.5$	3.2 max. (at 25°C)	20 min. at $f_o \pm 77.5$ MHz	-
LFB32902MSA1A536	902.5	$f_o \pm 12.5$	3 max. (at 25°C)	15 min. at 802~827MHz	15 min. at 978~1003MHz
LFB32906MSA1A539	906	$f_o \pm 19$	3.5 max. (at 25°C)	20 min. at $f_o - 90.0$ MHz	18 min. at $f_o + 90.0$ MHz
LFB32947MSA1A537	947	$f_o \pm 12.5$	3 max. (at 25°C)	9 min. at D.C.~835MHz	6 min. at 1000~1394MHz
LFB32991MSA1-762	991.15	$f_o \pm 12.5$	3 max. (at 25°C)	20 min. at 869~894MHz	20 min. at 1088.3~1113.3MHz
LFB321G44SA1A538	1441.0	$f_o \pm 12.0$	3 max. (at 25°C)	25 min. at 1607~1631MHz	-
LFB321G61SA1A555	1619	$f_o \pm 12.0$	2.8 max. (at 25°C)	20 min. at 1477~1501MHz	16 min. at 1429~1453MHz

△Note • This PDF catalog is downloaded from the website of Murata Manufacturing co., Ltd. Therefore, it's specifications are subject to change or our products in it may be discontinued without advance notice. Please check with our sales representatives or product engineers before ordering.  
• This PDF catalog has only typical specifications because there is no space for detailed specifications. Therefore, please approve our product specifications or transact the approval sheet for product specifications before ordering.

## ● LFB32\_SB Series (1210)

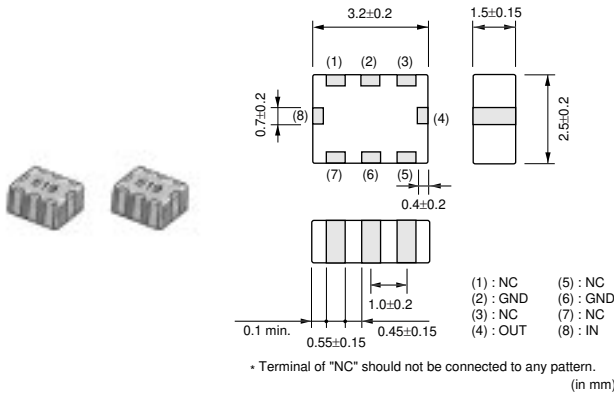


### Frequency Characteristics

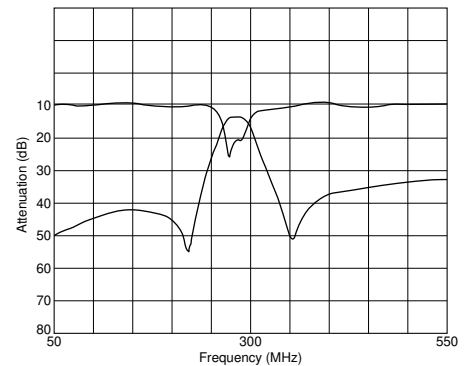


Part Number	Nominal Center Frequency (fo) (MHz)	Bandwidth (BW) (MHz)	Insertion Loss in BW (dB)	Attenuation (Absolute Value) I) (dB)	Attenuation (Absolute Value) II) (dB)
LFB321G66SB1-560	1662	fo±12.5	2 max. (at 25°C)	27 min. at 1895~1918MHz	20 min. at 2xfo MHz
LFB321G89SB1-591	1890	fo±10.0	1.2 max. (at 25°C)	21 min. at 1655~1675MHz	15 min. at 2xfo MHz
LFB321G90SB1-559	1907.5	fo±12.5	1.0 max. (at 25°C)	35 min. at 1397.5~1440MHz	20 min. at 1646~1680MHz

## ● LFB32\_SC Series (1210)

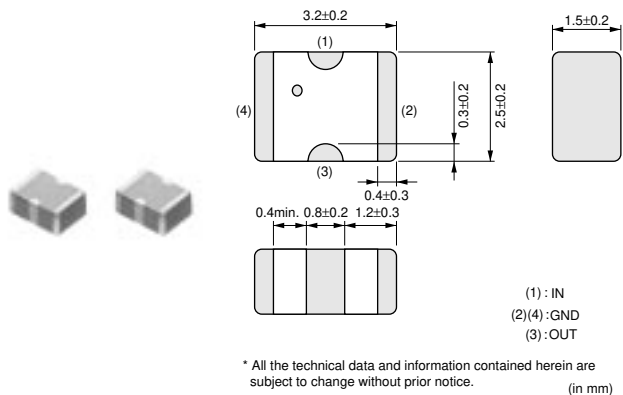


### Frequency Characteristics

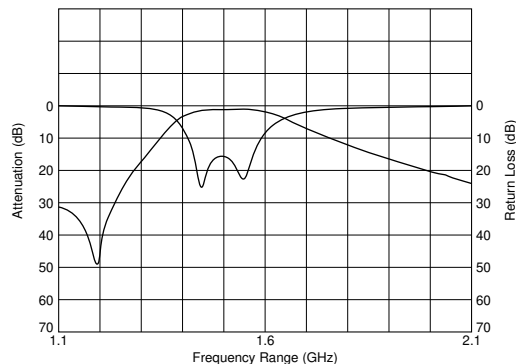


Part Number	Nominal Center Frequency (fo) (MHz)	Bandwidth (BW) (MHz)	Insertion Loss in BW (dB)	Attenuation (Absolute Value) I) (dB)	Attenuation (Absolute Value) II) (dB)
LFB32284MSC1-596	284	fo±4	3.8 max. (at 25°C)	31 min. at 220~228MHz	23 min. at 340~348MHz
LFB32312MSC1-597	312.25	fo±1.0	3.5 max. (at 25°C)	26 min. at 249.8MHz	26 min. at 374.7MHz
LFB32315MSC1-604	315	fo±0.5	3.5 max. (at 25°C)	45 min. at 180MHz	29 min. at 470MHz
LFB32315MSC1-619	315	fo±0	3.5 max. (at 25°C)	30 min. at 235MHz	30 min. at 395MHz
LFB32426MSC1-603	426.5	fo±0.5	3.6 max. (at 25°C)	25 min. at 366.5MHz	20 min. at 486.5MHz
LFB32820MSC2-749	820	fo±10.0	1.3 max. (at 25°C)	22 min. at 1070~1090MHz	-
LFB32847MSC2-766	847.5	fo±37.5	1.5 max. (at 25°C)	16 min. at 550~625MHz	15 min. at 1070~1145MHz

## ● LFB32\_SJ Series (1210)

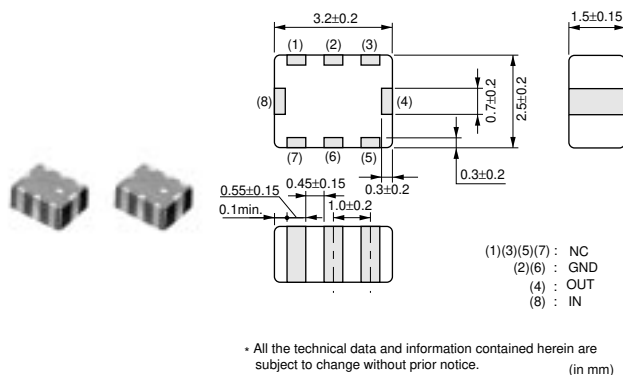


Frequency Characteristics

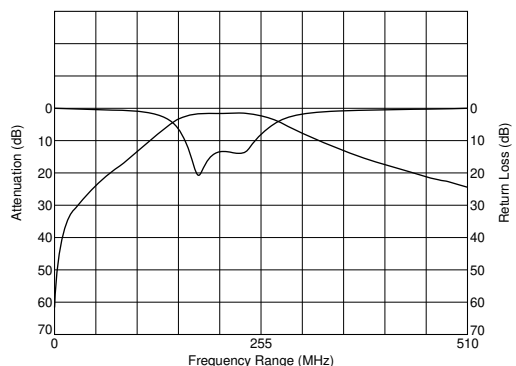


Part Number	Nominal Center Frequency (fo) (MHz)	Bandwidth (BW) (MHz)	Insertion Loss in BW (dB)	Attenuation (Absolute Value) I) (dB)	Attenuation (Absolute Value) II) (dB)
LFB321G47SJ1-794	1472	fo±20	1.3 max. (at 25°C)	30 min. at 1172MHz	-

## ● LFB32\_SK Series (1210)

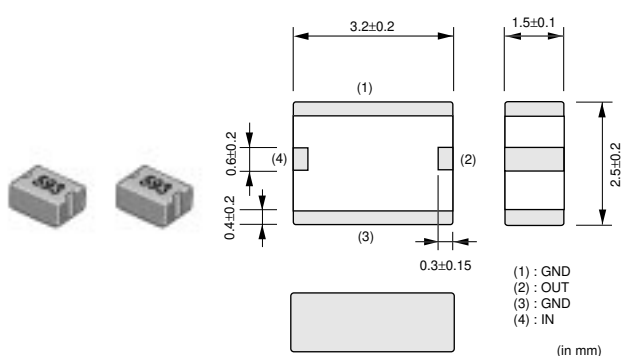


Frequency Characteristics

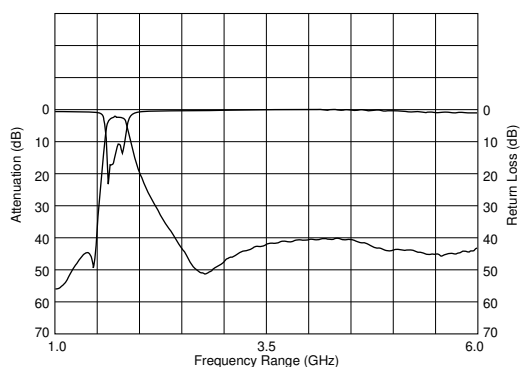


Part Number	Nominal Center Frequency (fo) (MHz)	Bandwidth (BW) (MHz)	Insertion Loss in BW (dB)	Attenuation (Absolute Value) I) (dB)	Attenuation (Absolute Value) II) (dB)
LFB32205MSK1-948	205.5	fo±31.5	1.5 max. (at 25°C)	10.0 min. at 100MHz	20 min. at 500MHz

## ● LFB32\_SN Series (1210)



Frequency Characteristics



Part Number	Nominal Center Frequency (fo) (MHz)	Bandwidth (BW) (MHz)	Insertion Loss in BW (dB)	Attenuation (Absolute Value) I) (dB)	Attenuation (Absolute Value) II) (dB)
LFB321G74SN1-770	1747.5	fo±37.5	2.5 max. (at 25°C)	20 min. at D.C.~1350MHz	30 min. at 1350~1425MHz
LFB321G84SN1-796	1842.5	fo±37.5	2.5 max. (at 25°C)	48 min. at 500~1450MHz	40 min. at 1450~1480MHz
LFB321G90SN1-593	1907.5	fo±12.5	2.5 max. (at 25°C)	40 min. at 1406.5~1440MHz	35 min. at 1655~1680MHz
LFB322G45SN1-947	2450	fo±50	2.5 max. (at 25°C)	40 min. at 1950MHz	16 min. at 2200MHz

Continued on the following page.

△Note • This PDF catalog is downloaded from the website of Murata Manufacturing co., ltd. Therefore, it's specifications are subject to change or our products in it may be discontinued without advance notice. Please check with our sales representatives or product engineers before ordering.  
• This PDF catalog has only typical specifications because there is no space for detailed specifications. Therefore, please approve our product specifications or transact the approval sheet for product specifications before ordering.

Continued from the preceding page.

Part Number	Nominal Center Frequency (fo) (MHz)	Bandwidth (BW) (MHz)	Insertion Loss in BW (dB)	Attenuation (Absolute Value) I) (dB)	Attenuation (Absolute Value) II) (dB)
LFB322G45SN1A504	2450	fo±50	1.8 max. (at 25°C)	48 min. at 902~928MHz	50 min. at 1500~1550MHz
LFB322G45SN5A515	2450	fo±50	2.5 max. (at 25°C)	40 min. at 880~1250MHz	20 min. at 1250~1710MHz

**for RF/ Local**

**Chip Multilayer LC Filters (LPF)**

● LFL15\_TC (0402) /LFL18\_TC (0603) /LFL21\_TC (0805) Series

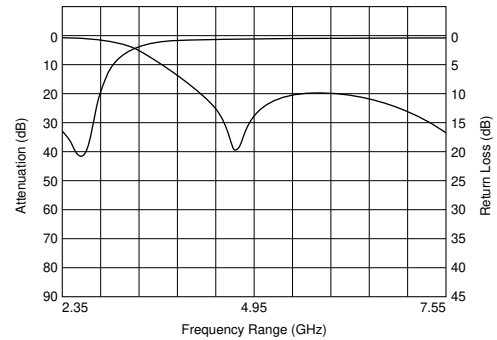
**LFL15\_TC Series**

A : Directional Input Mark

All the technical data and information contained herein are subject to change without prior notice. (in mm)

(1)(3) : GND  
(2) : OUT  
(4) : IN

**Frequency Characteristics**



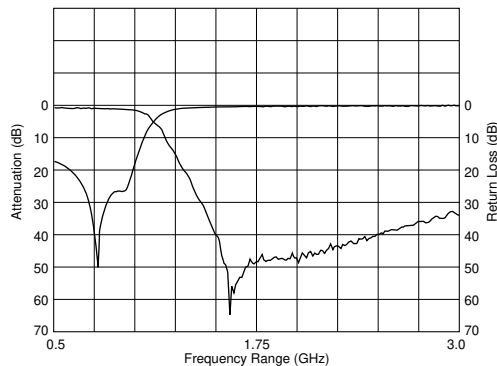
**LFL18\_TC Series**

A : Pin 1 Marking

All the technical data and information contained herein are subject to change without prior notice. (in mm)

(1) : IN  
(2)(4)(6) : GND  
(3) : OUT  
(5) : NC

**Frequency Characteristics**



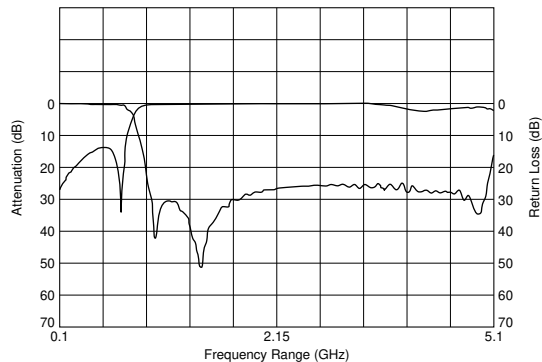
**LFL21\_TC Series**

Directional Input Mark

Terminal of "NC" should be fixed to no connected pattern.  
\* All the technical data and information contained herein are subject to change without prior notice. (in mm)

(1)(3)(5)(7) : GND  
(2)(6) : NC  
(4) : OUT  
(8) : IN

**Frequency Characteristics**



Part Number	Nominal Center Frequency (fo) (MHz)	Bandwidth (BW) (MHz)	Insertion Loss in BW (dB)	Attenuation (Absolute Value) I) (dB)	Attenuation (Absolute Value) II) (dB)
LFL152G45TC1A219	2450	fo±50	0.45 max. (at 25°C)	21 min. at 2x(fo±50.0)MHz	21 min. at 3x(fo±50.0)MHz
LFL18815MTC2A072	815.5	fo±9.5	0.80 max. (at 25°C)	35 min. at 2x(fo±9.5)MHz	30 min. at 3x(fo±9.5)MHz
LFL18924MTC1A052	924.5	fo±35	0.40 max. (at 25°C)	20 min. at 2x(fo±35.0)MHz	15 min. at 3x(fo±35.0)MHz
LFL182G45TC1A108	2450	fo±50	0.37 max. (at 25°C)	27 min. at 4800~5000MHz	25 min. at 7200~7500MHz
LFL182G45TC1A202	2450	fo±50	0.40 max. (at 25°C)	27 min. at 4800~5000MHz	30 min. at 7200~7500MHz

Continued on the following page.



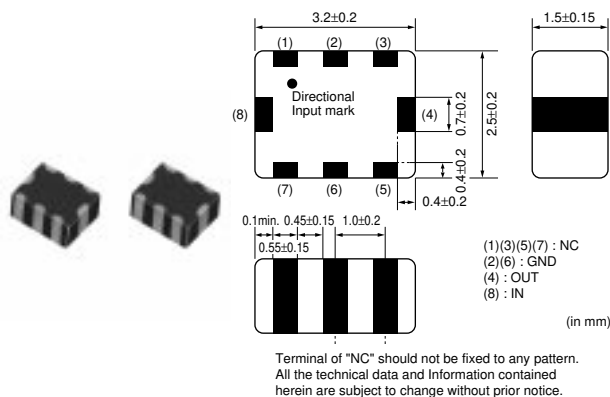
Continued from the preceding page.

Part Number	Nominal Center Frequency (fo) (MHz)	Bandwidth (BW) (MHz)	Insertion Loss in BW (dB)	Attenuation (Absolute Value) I (dB)	Attenuation (Absolute Value) II (dB)
LFL21600MTC1A002	600	fo±250	1.37 max. (at 25°C)	20 min. at 1550~4250MHz	9 min. at 1100MHz
LFL21847MTC1A006	847.5	fo±37.5	0.75 max. (at 25°C)	30 min. at 2x(fo±37.5)MHz	30 min. at 3x(fo±37.5)MHz
LFL21902MTC1A018	902.5	fo±12.5	0.6 max. (at 25°C)	30 min. at 2x(fo±12.5)MHz	30 min. at 3x(fo±12.5)MHz
LFL211G35TC1A001	1350.0	fo±250	0.92 max. (at 25°C)	25 min. at 2300~5000MHz	-
LFL211G44TC1A014	1441.0	fo±12.0	0.47 max. (at 25°C)	31 min. at 2xfoMHz	26 min. at 3xfoMHz
LFL211G79TC1A011	1795	fo±85	0.47 max. (at 25°C)	30 min. at 2x(1747.5±37.5)MHz	25 min. at 2x(1842.5±37.5)MHz
LFL211G89TC1A015	1890	fo±10.0	0.47 max. (at 25°C)	30 min. at 2x(fo±10.0)MHz	26 min. at 3x(fo±10.0)MHz
LFL211G90TC1A008	1907.5	fo±12.5	0.47 max. (at 25°C)	30 min. at 2x(fo±12.5)MHz	25 min. at 3x(fo±12.5)MHz
LFL211G92TC1A060	1920	fo±70	0.6 max. (at 25°C)	24 min. at 3335~3700MHz	30 min. at 3700~3820MHz
LFL212G45TC1A007	2450	fo±50	0.50 max. (at 25°C)	27 min. at 2x(fo±50.0)MHz	30 min. at 3x(fo±50.0)MHz
LFL215G25TC1A156	5250	fo±100.0	0.70 max. (at 25°C)	24 min. at 2x(fo±100)MHz	19 min. at 3x(fo±100)MHz
LFL215G37TC1A210	5375	fo±475	0.70 max. (at 25°C)	30 min. at 2x(fo±475)MHz	20 min. at 3x(fo±475)MHz
LFL215G51TC1A149	5512	fo±363	0.70 max. (at 25°C)	30 min. at 2x(fo±363)MHz	20 min. at 3x(fo±363)MHz
LFL215G78TC1A155	5787.5	fo±62.5	0.70 max. (at 25°C)	30 min. at 2x(fo±62.5)MHz	20 min. at 3x(fo±62.5)MHz

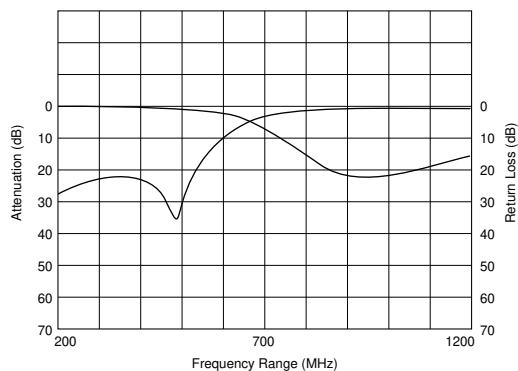
## for RF/ Local

### Chip Multilayer LC Filters (HPF)

#### ● LFH32\_RA Series (1210)



#### Frequency Characteristics

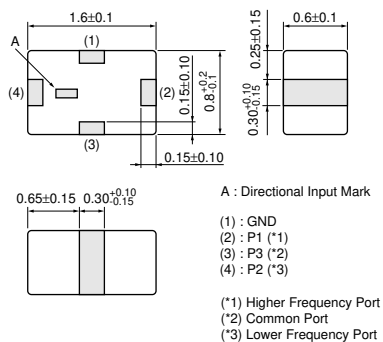


Part Number	Nominal Center Frequency (fo) (MHz)	Bandwidth (BW) (MHz)	Insertion Loss in BW (dB)	Attenuation (Absolute Value) I (dB)	Attenuation (Absolute Value) II (dB)
LFH32942MRA1A517	942.5	fo±17.5	0.5 max. (at 25°C)	4.5 min. at 480~600MHz	25 min. at 480MHz

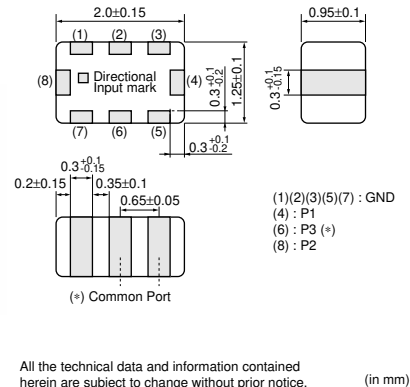
## for RF/ Local

### Chip Multilayer Diplexers

#### LFD18\_DP Series



#### LFD21\_DP Series



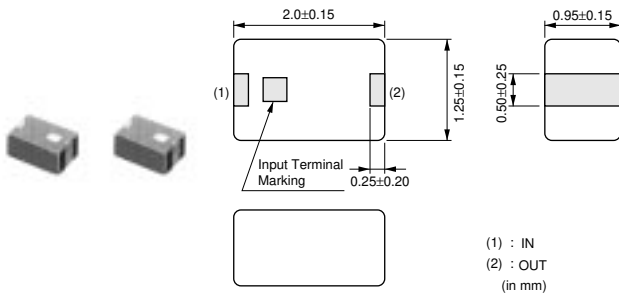
All the technical data and information contained herein are subject to change without prior notice.

All the technical data and information contained herein are subject to change without prior notice.

Part Number	Frequency Range[P1](f1) (MHz)	Frequency Range[P2](f2) (MHz)	Insertion Loss [P1-P3](in f1) (dB)	Insertion Loss [P2-P3](in f2) (dB)	Attenuation [P1-P3](in dB)	Attenuation [P2-P3](in f1) (dB)
LFD182G45DP3A299	5375 ±475.0MHz	2450 ±50.0MHz	0.60 max. (at 25°C)	0.40 max. (at 25°C)	20 min.	20 min.
LFD212G45DP3A140	5250 ±100.0MHz	2450 ±50.0MHz	0.65 max. (at 25°C)	0.50 max. (at 25°C)	20 min.	20 min.
LFD212G45DP3A151	5487.5 ±337.5MHz	2450 ±50.0MHz	0.75 max. (at 25°C)	0.50 max. (at 25°C)	20 min.	16 min.
LFD212G45DP3A188	5375 ±475.0MHz	2450 ±50.0MHz	0.75 max. (at 25°C)	0.50 max. (at 25°C)	21 min.	17 min.
LFD212G45DP4A189	2450 ±50.0MHz	5375 ±475.0MHz	0.5 max. (at 25°C)	0.75 max. (at 25°C)	17 min.	21 min.
LFD21859MDP1A049	1920 ±70.0MHz	859 ±35.0MHz	0.45 max. (at 25°C)	0.40 max. (at 25°C)	19 min.	20 min.
LFD21859MDP2A076	859 ±35.0MHz	1920 ±70.0MHz	0.40 max. (at 25°C)	0.45 max. (at 25°C)	20 min.	19 min.
LFD21874MDP1A084	1575.5 ±3.0MHz	874 ±51.0MHz	0.60 max. (at 25°C)	0.55 max. (at 25°C)	25 min.	23 min.
LFD21874MDP2A181	874 ±51.0MHz	1575.5 ±3.0MHz	0.55 max. (at 25°C)	0.60 max. (at 25°C)	23 min.	25 min.
LFD21884MDP1A062	1906.5 ±13.0MHz	884 ±74.0MHz	0.45 max. (at 25°C)	0.50 max. (at 25°C)	20 min.	20 min.
LFD21892MDP1A141	1850 ±140.0MHz	892 ±68.0MHz	0.60 max. (at 25°C)	0.40 max. (at 25°C)	19 min.	17 min.
LFD21892MDP2B860	892 ±68.0MHz	1850 ±140.0MHz	0.40 max. (at 25°C)	0.60 max. (at 25°C)	17 min.	19 min.
LFD21920MDP1A048	1795 ±85.0MHz	920 ±40.0MHz	0.55 max. (at 25°C)	0.50 max. (at 25°C)	20 min.	16 min.

**for RF/ Local**

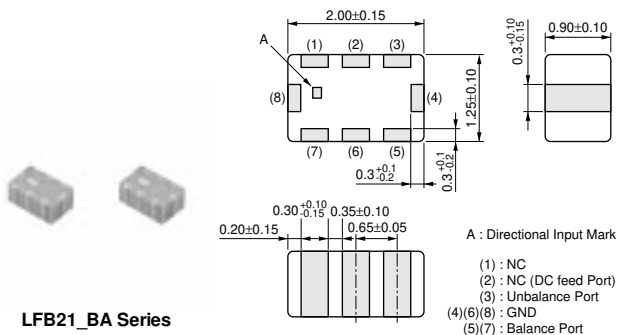
**Chip Multilayer LC Filters (Trap)**



Part Number	Center Frequency of Rejection Band (MHz)	Pass Bandwidth (BW) (MHz)	Insertion Loss in BW (dB)	Attenuation (Absolute Value) (dB)
LFE21560MHA1A004	560	810~885	0.7 max. (at 25°C)	10.0 min. at 550~570MHz

**for RF/ Local**

**Chip Multilayer LC Filters (Balanced Filters)**



**LFB21\_BA Series**

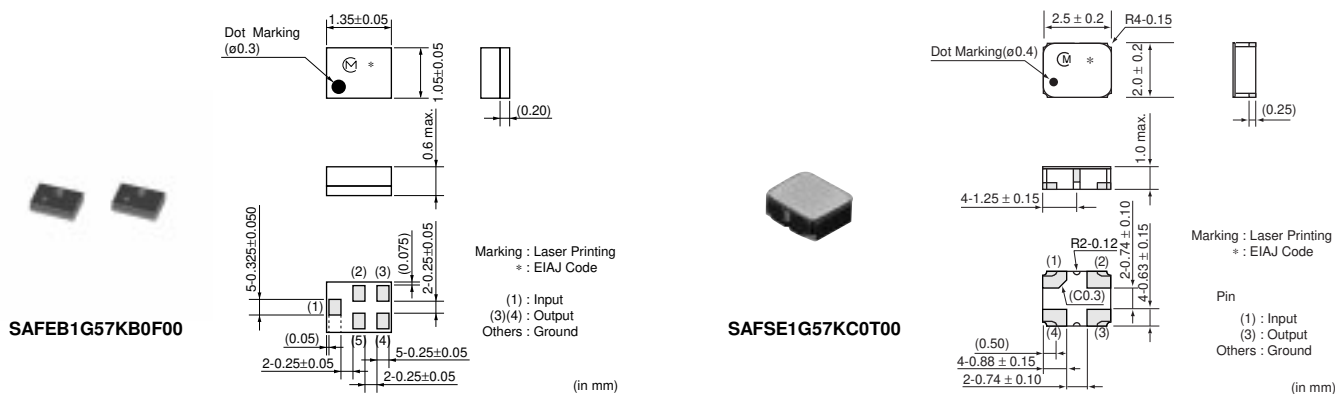
• All the technical data and information contained herein are subject to change without prior notice.  
(in mm)

Part Number	Nominal Center Frequency (fo) (MHz)	Bandwidth (BW) (MHz)	Insertion Loss in BW (dB)	Balance Impedance (Differential) (Nom.) (ohm)	Unbalance Impedance (Nom.) (ohm)
LFB212G45BA1A220	2450.00	fo±50.00	3.5 max. (at 25°C)	34.2 -j95.0ohm (Differential) Source Impedance	50
LFB212G45BA1A234	2450.00	fo±50.00	3.5 max. (at 25°C)	50	50
LFB212G45BA1A763	2450.00	fo±50.00	3.5 max. (at 25°C)	50 +j50ohm (Differential) Source Impedance	50
LFB212G45BA1B763	2450.00	fo±50.00	3.5 max. (at 25°C)	50 +j50ohm (Differential) Source Impedance	50
LFB215G37BA1A233	5375.00	fo±475.00	2.8 max. (at 25°C)	100	50

## for RF/ Local

### SAW Filters

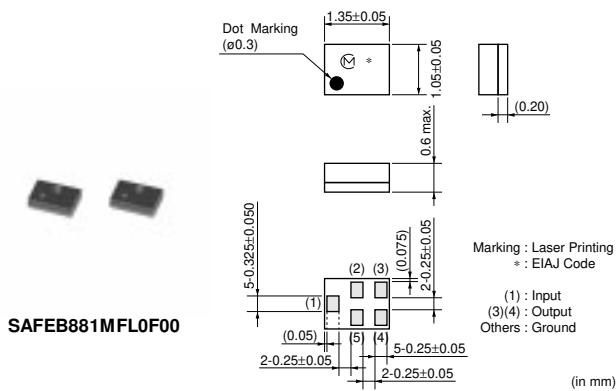
#### ● GPS



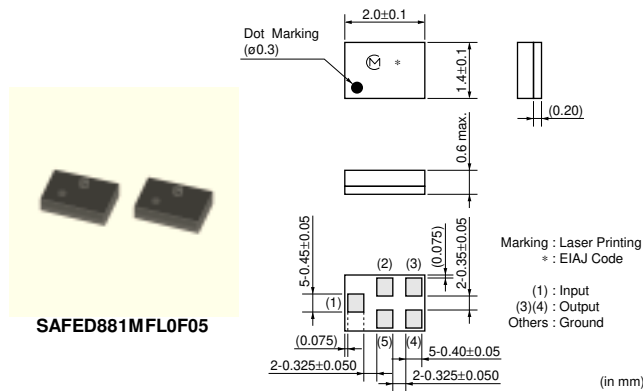
Part Number	Center Frequency (MHz)	Insertion Loss (dB)	Ripple (dB max.)	VSWR	Input Impedance	Output Impedance
SAFEB1G57KB0F00	1575.42	0.8 max. (1574.22MHz~1576.62MHz)	0.5 (1574.22MHz~1576.62MHz)	2.0max. (1574.22MHz~1576.62MHz)	50ohm	50ohm
SAFEB1G57KA0F00	1575.5	1.5 max. (1574MHz~1577MHz)	0.6 (1574MHz~1577MHz)	1.8max. (1574MHz~1577MHz)	50ohm	50ohm
SAFEB1G57FM0F00	1575.42	2.3 max. (1574.22MHz~1576.62MHz)	0.6 (1574.22MHz~1576.62MHz)	1.5max. (1574.22MHz~1576.62MHz)	50ohm	100ohm
SAFEB1G57FL0F00	1575.42	2.7 max. (1574.42MHz~1576.42MHz)	0.5 (1574.42MHz~1576.42MHz)	1.7max. (1574.42MHz~1576.42MHz)	50ohm	200ohm
SAFSE1G57KC0T00	1575.5	2.5 max. (1574MHz~1577MHz)	0.7 (1574MHz~1577MHz)	1.6max (1574MHz~1577MHz)	50ohm	50ohm
SAFSD1G57FA0T00	1575.5	1.6 max. (1574MHz~1577MHz)	0.5 (1574MHz~1577MHz)	1.6max. (1574MHz~1577MHz)	50ohm	100ohm
SAFSE1G57KA0T05	1575.5	1.6 max. (1574MHz~1577MHz)	0.7 (1574MHz~1577MHz)	1.6max. (1574MHz~1577MHz)	50ohm	50ohm
SAFSE1G57KA0T09	1575.42	2.0 max. (1574.42MHz~1576.42MHz)	1.5 (1574.42MHz~1576.42MHz)	1.8max. (1574.42MHz~1576.42MHz)	50ohm	50ohm

△Note • This PDF catalog is downloaded from the website of Murata Manufacturing co., ltd. Therefore, it's specifications are subject to change or our products in it may be discontinued without advance notice. Please check with our sales representatives or product engineers before ordering.  
• This PDF catalog has only typical specifications because there is no space for detailed specifications. Therefore, please approve our product specifications or transact the approval sheet for product specifications before ordering.

● **GSM850**



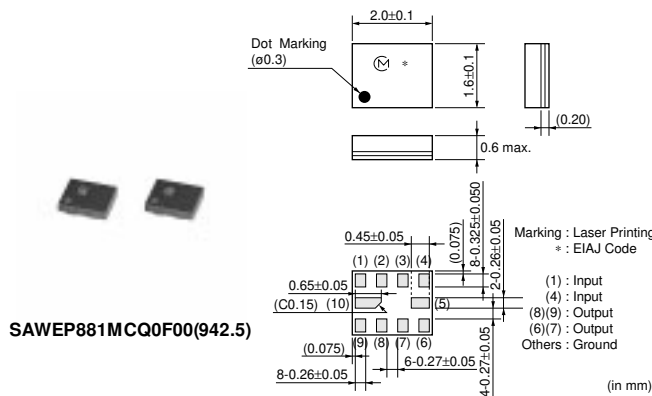
**SAFEB881MFL0F00**



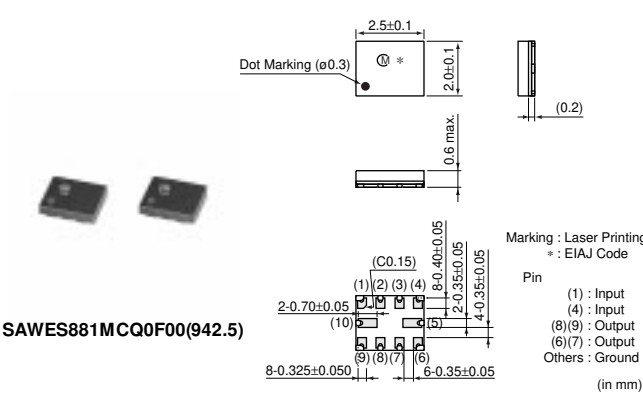
**SAFED881MFL0F05**

Part Number	Center Frequency (MHz)	Insertion Loss (dB)	Ripple (dB max.)	VSWR	Input Impedance	Output Impedance
<b>SAFEB881MFL0F00</b>	881.5	2.3 max. (869MHz~894MHz)	1.2 (869MHz~894MHz)	1.8max. (869MHz~894MHz)	50ohm	150ohm//82nH
<b>SAFED881MFL0F05</b>	881.5	2.0 max. (869MHz~894MHz)	1.1 (869MHz~894MHz)	1.8max. (869MHz~894MHz)	50ohm	150ohm//68nH
<b>SAFEH881MFM0F00</b>	881.5	2.4 max. (869MHz~894MHz)	1.5 (869MHz~894MHz)	1.9max. (869MHz~894MHz)	50ohm	150ohm//82nH
<b>SAFEF881MAL0F00</b>	881.5	2.6 max. (869MHz~894MHz)	1.4 (869MHz~894MHz)	1.7max. (869MHz~894MHz)	50ohm	50ohm
<b>SAFSD881MFL0T50</b>	881.5	3.0 max. (869MHz~894MHz)	1.4 (869MHz~894MHz)	2.0max. (869MHz~894MHz)	50ohm	200ohm//82nH

● **GSM850/GSM900 Dual Band**



**SAWEP881MCQ0F00(942.5)**



**SAWES881MCQ0F00(942.5)**

Part Number	Center Frequency (MHz)	Insertion Loss (dB)	Ripple (dB max.)	VSWR	Input Impedance	Output Impedance
<b>SAWEP881MCQ0F00(881.5)</b>	881.5	2.0 max. (869MHz~894MHz)	1.1 (869MHz~894MHz)	2.0max. (869MHz~894MHz)	50ohm	150ohm//82nH
<b>SAWEP881MCQ0F00(942.5)</b>	942.5	2.4 max. (925MHz~960MHz)	1.5 (925MHz~960MHz)	2.1max. (925MHz~960MHz)	50ohm	150ohm//82nH
<b>SAWEP881MCP0F00(881.5)</b>	881.5	2.0 max. (869MHz~894MHz)	1.1 (869MHz~894MHz)	2.0max. (869MHz~894MHz)	50ohm	150ohm//82nH
<b>SAWEP881MCP0F00(942.5)</b>	942.5	2.4 max. (925MHz~960MHz)	1.5 (925MHz~960MHz)	2.1max. (925MHz~960MHz)	50ohm	150ohm//82nH
<b>SAWES881MCQ0F00(881.5)</b>	881.5	2.1 max. (869MHz~894MHz)	1.0 (869MHz~894MHz)	1.9max. (869MHz~894MHz)	50ohm	150ohm//68nH
<b>SAWES881MCQ0F00(942.5)</b>	942.5	2.9 max. (925MHz~960MHz)	1.7 (925MHz~960MHz)	2.2max. (925MHz~960MHz)	50ohm	150ohm//56nH


△Note • This PDF catalog is downloaded from the website of Murata Manufacturing co., ltd. Therefore, it's specifications are subject to change or our products in it may be discontinued without advance notice. Please check with our sales representatives or product engineers before ordering.  
• This PDF catalog has only typical specifications because there is no space for detailed specifications. Therefore, please approve our product specifications or transact the approval sheet for product specifications before ordering.



Continued from the preceding page.

Part Number	Center Frequency (MHz)	Insertion Loss (dB)	Ripple (dB max.)	VSWR	Input Impedance	Output Impedance
SAFSE942MAL0T05	942.5	3.2 max. (925MHz~960MHz)	2.0 (925MHz~960MHz)	2.2max. (925MHz~960MHz)	50ohm	50ohm

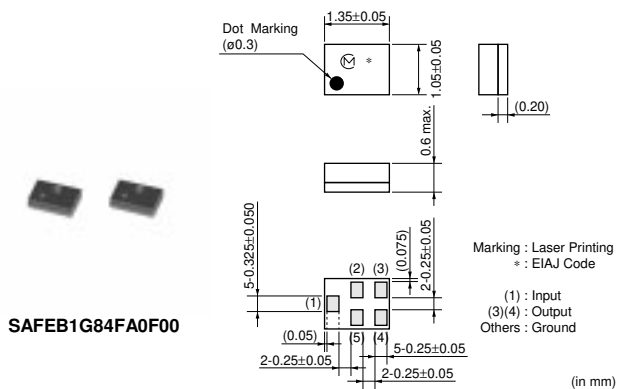
## ● GSM900/GSM1800 Dual Band



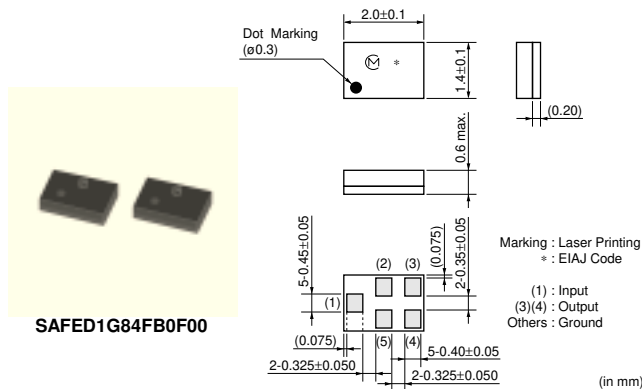
Part Number	Center Frequency (MHz)	Insertion Loss (dB)	Ripple (dB max.)	VSWR	Input Impedance	Output Impedance
SAWEP942MCN0F00(942.5)	942.5	2.3 max. (925MHz~960MHz)	1.3 (925MHz~960MHz)	2.1max. (925MHz~960MHz)	50ohm	150ohm//82nH
SAWEP942MCN0F00(1842.5)	1842.5	2.2 max. (1805MHz~1880MHz)	1.2 (1805MHz~1880MHz)	2.2max. (1805MHz~1880MHz)	50ohm	150ohm//15nH
SAWES942MCQ0F00(942.5)	942.5	2.9 max. (925MHz~960MHz)	1.7 (925MHz~960MHz)	2.2max. (925MHz~960MHz)	50ohm	150ohm//56nH
SAWES942MCQ0F00(1842.5)	1842.5	2.6 max. (1805MHz~1880MHz)	1.7 (1805MHz~1880MHz)	2.4max. (1805MHz~1880MHz)	50ohm	150ohm//15nH
SAWES942MCM0F00(942.5)	942.5	2.8 max. (925MHz~960MHz)	1.5 (925MHz~960MHz)	2.0max. (925MHz~960MHz)	50ohm	150ohm//56nH
SAWES942MCM0F00(1842.5)	1842.5	3.0 max. (1805MHz~1880MHz)	1.8 (1805MHz~1880MHz)	2.2max. (1805MHz~1880MHz)	50ohm	150ohm//18nH
SAWES942MCQ0F05(942.5)	942.5	2.9 max. (925MHz~960MHz)	1.7 (925MHz~960MHz)	2.2max. (925MHz~960MHz)	50ohm	150ohm//56nH
SAWES942MCQ0F05(1842.5)	1842.5	2.6 max. (1805MHz~1880MHz)	1.7 (1805MHz~1880MHz)	2.4max. (1805MHz~1880MHz)	50ohm	150ohm//15nH
SAWSP942MLD0T00(942.5)	942.5	3.0 max. (925MHz~960MHz)	2.0 (925MHz~960MHz)	2.5max. (925MHz~960MHz)	50ohm	50ohm
SAWSP942MLD0T00(1842.5)	1842.5	3.2 max. (1805MHz~1880MHz)	2.0 (1805MHz~1880MHz)	2.5max. (1805MHz~1880MHz)	50ohm	50ohm
SAWSU942MCS0T01(942.5)	942.5	3.2 max. (925MHz~960MHz)	2.2 (925MHz~960MHz)	2.4max. (925MHz~960MHz)	50ohm	200ohm//47nH
SAWSU942MCS0T01(1842.5)	1842.5	3.2 max. (1805MHz~1880MHz)	2.2 (1805MHz~1880MHz)	2.5max. (1805MHz~1880MHz)	50ohm	200ohm//16nH

Note • This PDF catalog is downloaded from the website of Murata Manufacturing co., ltd. Therefore, it's specifications are subject to change or our products in it may be discontinued without advance notice. Please check with our sales representatives or product engineers before ordering.  
 • This PDF catalog has only typical specifications because there is no space for detailed specifications. Therefore, please approve our product specifications or transact the approval sheet for product specifications before ordering.

## ● GSM1800



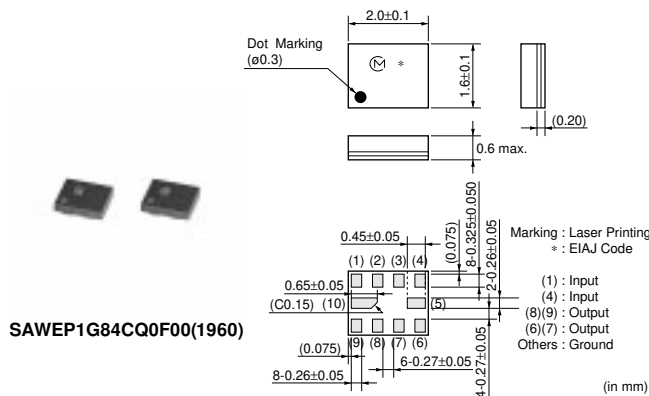
SAFEB1G84FA0F00



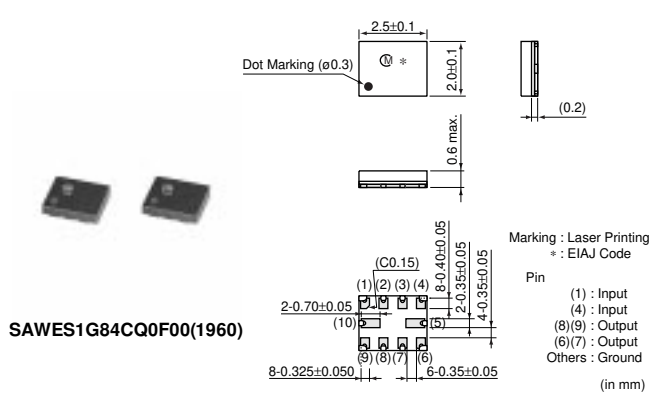
SAFED1G84FB0F00

Part Number	Center Frequency (MHz)	Insertion Loss (dB)	Ripple (dB max.)	VSWR	Input Impedance	Output Impedance
SAFEB1G84FA0F00	1842.5	2.5 max. (1805~1880MHz)	1.5 (1805MHz~1880MHz)	2.2max. (1805MHz~1880MHz)	50ohm	150ohm//18nH
SAFED1G84FB0F00	1842.5	2.0 max. (1805~1880MHz)	1.3 (1805MHz~1880MHz)	2.5max. (1805MHz~1880MHz)	50ohm	150ohm//18nH
SAFEH1G84FB0F00	1842.5	2.5 max. (1805~1880MHz)	1.5 (1805MHz~1880MHz)	2.2max. (1805MHz~1880MHz)	50ohm	150ohm//18nH
SAFEF1G84AA0F00	1842.5	2.8 max. (1805~1880MHz)	1.7 (1805MHz~1880MHz)	2.2max. (1805MHz~1880MHz)	50ohm	50ohm
SAFSE1G84KA0T00	1842.5	3.2 max. (1805~1880MHz)	2.2 (1805MHz~1880MHz)	2.8max. (1805MHz~1880MHz)	50ohm	50ohm
SAFSD1G84FA0T00	1842.5	3.0 max. (1805~1880MHz)	2.0 (1805MHz~1880MHz)	2.7max. (1805MHz~1880MHz)	50ohm	200ohm//27nH
SAFSD1G84CB0T00	1842.5	3.8 max. (1805~1880MHz)	2.0 (1805MHz~1880MHz)	2.7max. (1805MHz~1880MHz)	50ohm	50ohm
SAFCC1G74KA0T00	1747.5	4.2 max. (1710MHz~1785MHz)	2.6 (1710MHz~1785MHz)	2.5max. (1710MHz~1785MHz)	50ohm	50ohm

## ● GSM1800/GSM1900 Dual Band



SAWEP1G84CQ0F00(1960)

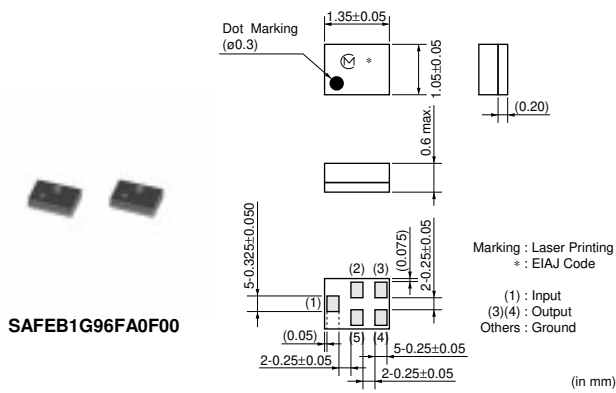


SAWES1G84CQ0F00(1960)

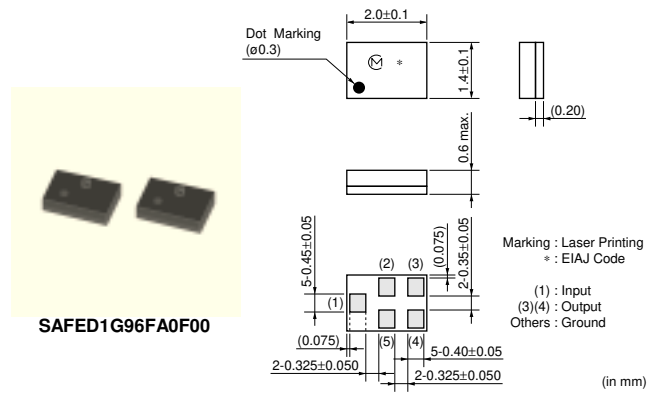
Part Number	Center Frequency (MHz)	Insertion Loss (dB)	Ripple (dB max.)	VSWR	Input Impedance	Output Impedance
SAWEP1G84CQ0F00(1842.5)	1842.5	2.5 max. (1805MHz~1880MHz)	1.5 (1805MHz~1880MHz)	2.2max. (1805MHz~1880MHz)	50ohm	150ohm//15nH
SAWEP1G84CQ0F00(1960)	1960	2.6 max. (1930MHz~1990MHz)	1.8 (1930MHz~1990MHz)	2.2max. (1930MHz~1990MHz)	50ohm	150ohm//18nH
SAWES1G84CQ0F00(1842.5)	1842.5	2.6 max. (1805MHz~1880MHz)	1.7 (1805MHz~1880MHz)	2.4max. (1805MHz~1880MHz)	50ohm	150ohm//15nH
SAWES1G84CQ0F00(1960)	1960	3.0 max. (1930MHz~1990MHz)	1.9 (1930MHz~1990MHz)	2.4max. (1930MHz~1990MHz)	50ohm	150ohm//22nH

△Note • This PDF catalog is downloaded from the website of Murata Manufacturing co., ltd. Therefore, it's specifications are subject to change or our products in it may be discontinued without advance notice. Please check with our sales representatives or product engineers before ordering.  
• This PDF catalog has only typical specifications because there is no space for detailed specifications. Therefore, please approve our product specifications or transact the approval sheet for product specifications before ordering.

## ● GSM1900



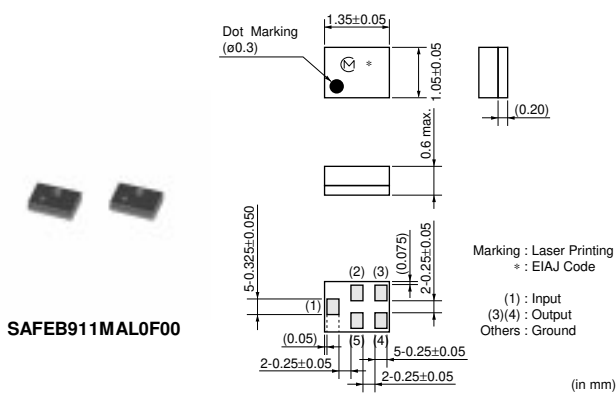
SAFEB1G96FA0F00



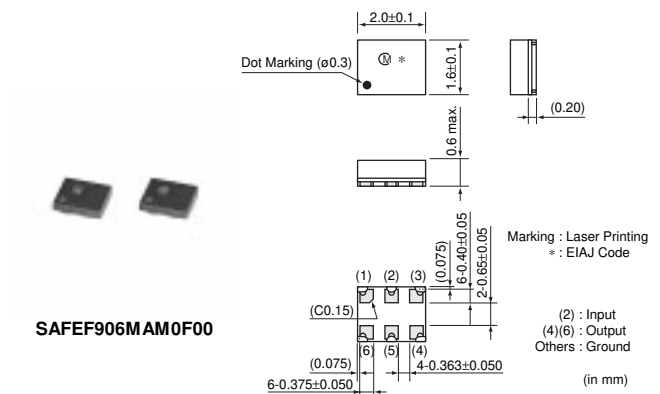
SAFED1G96FA0F00

Part Number	Center Frequency (MHz)	Insertion Loss (dB)	Ripple (dB max.)	VSWR	Input Impedance	Output Impedance
SAFEB1G96FA0F00	1960	2.6 max. (1930~1990MHz)	1.8 (1930MHz~1990MHz)	2.2max. (1930MHz~1990MHz)	50ohm	150ohm//27nH
SAFED1G96FA0F00	1960	2.9 max. (1930~1990MHz)	1.8 (1930MHz~1990MHz)	2.4max. (1930MHz~1990MHz)	50ohm	150ohm//18nH
SAFEH1G96FB0F00	1960	2.6 max. (1930~1990MHz)	1.8 (1930MHz~1990MHz)	2.2max. (1930MHz~1990MHz)	50ohm	150ohm//22nH
SAFEF1G96AA0F00	1960	2.8 max. (1930~1990MHz)	1.7 (1930MHz~1990MHz)	2.4max. (1930MHz~1990MHz)	50ohm	50ohm
SAFSE1G96KD0T00	1960	3.0 max. (1930~1990MHz)	2.0 (1930MHz~1990MHz)	2.5max. (1930MHz~1990MHz)	50ohm	50ohm
SAFSD1G96FB0T00	1960	3.0 max. (1930~1990MHz)	2.4 (1930MHz~1990MHz)	2.4max. (1930MHz~1990MHz)	50ohm	200ohm//22nH

## ● J-CDMA



SAFEB911MAL0F00



SAFEF906MAM0F00

Part Number	Center Frequency (MHz)	Insertion Loss (dB)	Ripple (dB max.)	VSWR	Input Impedance	Output Impedance
SAFEB911MAL0F00	911.5	2.2 max. (898MHz~925MHz)	1.2 (898MHz~925MHz)	2.0max. (898MHz~925MHz)	50ohm	50ohm
SAFEB856MCM0F00	856.5	2.2 max. (843MHz~870MHz)	1.2 (843MHz~870MHz)	2.0max. (843MHz~870MHz)	50ohm	100ohm
SAFEC851MCL0F00	851	2.8 max. (832MHz~870MHz)	1.7 (832MHz~870MHz)	2.5max. (832MHz~870MHz)	50ohm	100ohm//56nH
SAFEF906MAM0F00	906	3.2 max. (887MHz~925MHz)	1.5 (887MHz~925MHz)	2.4max. (887MHz~925MHz)	50ohm	50ohm
SAFSE906MAM0T00	906	4.0 max. (887MHz~925MHz)	2.5 (887MHz~925MHz)	2.4max. (887MHz~925MHz)	50ohm	50ohm
SAFSE851MKB0T00	851	3.4 max. (832MHz~870MHz)	2.5 (832MHz~870MHz)	2.2max. (832MHz~870MHz)	50ohm	50ohm

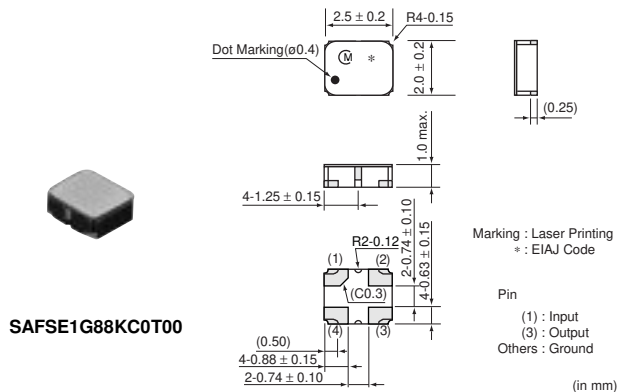
Continued on the following page.



Continued from the preceding page.


Part Number	Center Frequency (MHz)	Insertion Loss (dB)	Ripple (dB max.)	VSWR	Input Impedance	Output Impedance
SAFSD906MCL0T00	906	4.2 max. (887MHz~925MHz)	2.5 (887MHz~925MHz)	2.8max. (887MHz~925MHz)	50ohm	50ohm
SAFSD851MXA0T00	851	2.6 max. (832MHz~870MHz)	1.9 (832MHz~870MHz)	2.7max. (832MHz~870MHz)	50ohm	100ohm//56nH

## ● PCS(CDMA)



Part Number	Center Frequency (MHz)	Insertion Loss (dB)	Ripple (dB max.)	VSWR	Input Impedance	Output Impedance
SAFSE1G88KC0T00	1880	5.0 max. (1850MHz~1910MHz)	3.5 (1850MHz~1910MHz)	2.2max. (1850MHz~1910MHz)	50ohm	50ohm
SAFSD1G96FL0T00	1960	4.0 max. (1930MHz~1990MHz)	2.0 (1930MHz~1990MHz)	2.1max. (1930MHz~1990MHz)	50ohm	100ohm

## ● W-CDMA



Part Number	Center Frequency (MHz)	Insertion Loss (dB)	Ripple (dB max.)	VSWR	Input Impedance	Output Impedance
SAFEB2G14FA0F00	2140	2.3 max. (2110~2170MHz)	1.2 (2110MHz~2170MHz)	1.8max. (2110MHz~2170MHz)	50ohm	200ohm//27nH
SAFEB1G95KA0F00	1950	2.9 max. (1920~1980MHz)	2.0 (1920MHz~1980MHz)	2max. (1920MHz~1980MHz)	50ohm	50ohm
SAFEB1G95FL0F00	1950	2.6 max. (1920~1980MHz)	1.3 (1920MHz~1980MHz)	1.8max. (1920MHz~1980MHz)	200ohm//27nH	50ohm
SAFEH2G14FA0F00	2140	2.3 max. (2110~2170MHz)	1.2 (2110MHz~2170MHz)	1.8max. (2110MHz~2170MHz)	50ohm	200ohm//27nH
SAFEH1G95FL0F00	1950	2.8 max. (1920~1980MHz)	1.5 (1920MHz~1980MHz)	2.0max. (1920MHz~1980MHz)	200ohm//33nH	50ohm

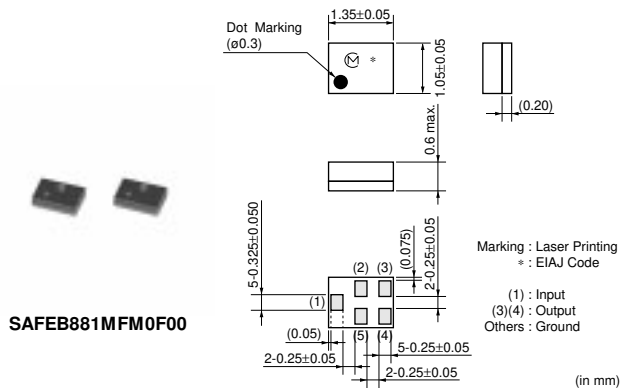
Continued on the following page.

△Note • This PDF catalog is downloaded from the website of Murata Manufacturing co., ltd. Therefore, it's specifications are subject to change or our products in it may be discontinued without advance notice. Please check with our sales representatives or product engineers before ordering.  
 • This PDF catalog has only typical specifications because there is no space for detailed specifications. Therefore, please approve our product specifications or transact the approval sheet for product specifications before ordering.

Continued from the preceding page.

Part Number	Center Frequency (MHz)	Insertion Loss (dB)	Ripple (dB max.)	VSWR	Input Impedance	Output Impedance
SAFEF1G95KA0F00	1950	3.0 max. (1920~1980MHz)	1.7 (1920MHz~1980MHz)	2.0max. (1920MHz~1980MHz)	50ohm	50ohm
SAFZE1G95KD0F00	1950	3.2 max. (1920~1980MHz)	1.5 (1920MHz~1980MHz)	2.6max. (1920MHz~1980MHz)	50ohm	50ohm
SAFZD2G14FC0F00	2140	2.7 max. (2110~2170MHz)	1.3 (2110MHz~2170MHz)	2.3max. (2110MHz~2170MHz)	50ohm	100ohm
SAFSE1G95KD0F00	1950	3.2 max. (1920~1980MHz)	1.5 (1920MHz~1980MHz)	2.6max. (1920MHz~1980MHz)	50ohm	50ohm
SAFSE2G14KB0T00	2140	2.7 max. (2110~2170MHz)	1.3 (2110MHz~2170MHz)	2.0max. (2110MHz~2170MHz)	50ohm	50ohm
SAFSE1G95KC0T00	1950	3.0 max. (1920~1980MHz)	1.5 (1920MHz~1980MHz)	2.0max. (1920MHz~1980MHz)	50ohm	50ohm
SAFSD2G14FA0T00	2140	2.7 max. (2110MHz~2170MHz)	1.5 (2110MHz~2170MHz)	2.2max (2110MHz~2170MHz)	50ohm	200ohm//22nH
SAFSD1G95FA0T00	1950	3.2 max. (1920~1980MHz)	1.6 (1920MHz~1980MHz)	2.1max. (1920MHz~1980MHz)	200ohm//22nH	50ohm

## ● CDMA800/TDMA800/E-AMPS/GSM850



Part Number	Center Frequency (MHz)	Insertion Loss (dB)	Ripple (dB max.)	VSWR	Input Impedance	Output Impedance
SAFEB881MFM0F00	881.5	2.2 max. (869MHz~894MHz)	1.5 (869MHz~894MHz)	2.0max. (869MHz~894MHz)	50ohm	100ohm
SAFEB836MAL0F00	836.5	2.5 max. (824MHz~849MHz)	1.8 (824MHz~849MHz)	1.9max. (824MHz~849MHz)	50ohm	50ohm
SAFEF836MAL0F00	836.5	2.8 max. (824MHz~849MHz)	1.4 (824MHz~849MHz)	1.9max. (824MHz~849MHz)	50ohm	50ohm

△Note • This PDF catalog is downloaded from the website of Murata Manufacturing co., ltd. Therefore, it's specifications are subject to change or our products in it may be discontinued without advance notice. Please check with our sales representatives or product engineers before ordering.  
• This PDF catalog has only typical specifications because there is no space for detailed specifications. Therefore, please approve our product specifications or transact the approval sheet for product specifications before ordering.