

LARGE CAN TYPE

HS

Series

Wide Temperature Range, Miniature Sized

JAMICON®

- Smaller case sized than HP series.
- Withstanding 2000 hours application of high ripple current at 105°C.

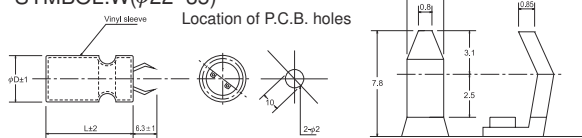


● SPECIFICATION

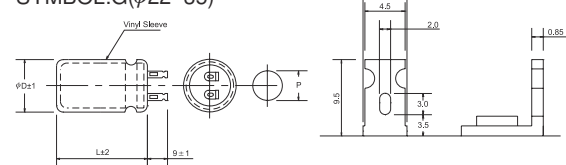
Item	Characteristic															
Operation Temperature Range	-40 ~ +105°C															
Rated Working Voltage	16 ~ 500VDC															
Capacitance Tolerance (120Hz 20°C)	±20%(M)															
Leakage Current (20°C)	$I \leq 0.02CV$ or 3 (mA) *Whichever is smaller after 5 minutes I : Leakage Current(μA) C : Rated Capacitance(μF) V : Working Voltage(V)															
Surge Voltage (20°C)	W.V.	16	25	35	50	63	80	100	160	180	200	250	350	400	450	500
	S.V.	20	32	44	63	79	100	125	200	225	250	300	400	450	500	550
Dissipation Factor (tan δ) (120Hz 20°C)	Rated Voltage (V)	16		25		35		50		63		80		100		≥160
	Capacitance	≤33,000	≥47,000	≤33,000	≥47,000	≤22,000	≥27,000	≤6,800	≥10,000	≤6,800	≥10,000	≤3,300	≥4,700	≤3,300	≥4,700	—
	tan δ	0.50	0.60	0.40	0.50	0.35	0.40	0.30	0.35	0.25	0.35	0.20	0.25	0.20	0.25	0.15
Low Temperature Stability	Impedance ratio at 120Hz															
	Rated Voltage (V)	16		25		35		50		63~100		160~250		350~500		
	-25°C / +20°C	6		6		6		4		3		4		6		
	-40°C / +20°C	15		15		10		8		6		—		—		
Load Life	After 2000 hours application of W.V. at +105°C the capacitor shall meet the following limits.															
	Capacitance Change	≤ ±20% of initial value														
	Dissipation Factor	≤ 175% of initial specified value														
	Leakage current	≤ initial specified value														
Shelf Life	At +105°C, no voltage application after 1000 hours, the capacitor shall meet the limits for load life characteristics. (With voltage treatment)															

● TERMINAL TYPE

▲ P.C.B. TERMINAL (SNAP IN) SYMBOL:W(φ22~35)

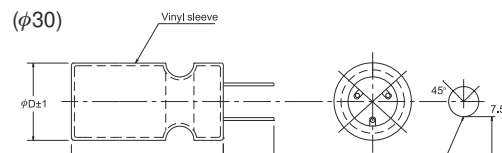
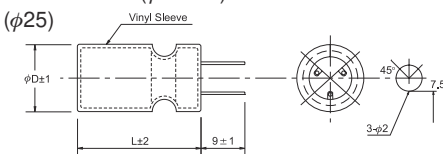


▲ LUG TERMINAL SYMBOL:G(φ22~35)

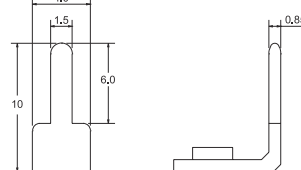
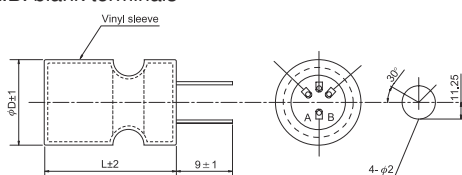


φD	22	25	30	35
P	8	10	10	14

▲ P.C.B. TERMINAL SYMBOL:V(φ25~35)



(φ35) A.B. blank terminals



● RIPPLE CURRENT COEFFICIENTS

Temperature(°C)	40	60	70	85	105
Multiplier	2.50	2.20	2.00	1.80	1.00

Frequency(Hz)	60	120	400	1k	10k
W.V.	Multiplier				
≤100V	0.80	1.00	1.10	1.20	1.20
≥160V	0.80	1.00	1.10	1.30	1.40

※ For φ45 dimension, refer to page 14.

● CASE SIZE & MAX RIPPLE CURRENT

Case size : D x L (mm)
 Max ripple current : A (rms)
 (R.C.) : 105°C 120Hz

μF	V(Code) Code φD	350 (2V)					400 (2G)					450 (2W)					500 (2H)								
		22	25	30	35	45	22	25	30	35	45	22	25	30	35	45	22	25	30	35	45				
47	470											25					25								
												0.39					0.27								
68	680						25					30	25				30	25							
							0.47					0.50	0.50				0.35	0.35							
82	820	25					30	25				35	30				35	30							
		0.43					0.56	0.56				0.59	0.60				0.41	0.41							
100	101	30	25				30	25				40	35	25			40	35	30						
		0.51	0.51				0.61	0.61				0.69	0.70	0.68			0.47	0.48	0.50						
120	121	30	25				35	30	25			45	35	30	25		50	40	35	25					
		0.55	0.55				0.72	0.73	0.75			0.80	0.77	0.80	0.82		0.57	0.56	0.59	0.56					
150	151	35	30	25			40	35	30				45	35	30			45	40	30					
		0.66	0.67	0.69			0.85	0.86	0.90				0.96	0.96	0.99			0.66	0.69	0.68					
180	181	40	35	30			45	40	30	25			50	35	30			50	40	35					
		0.77	0.78	0.82			0.98	1.00	0.99	1.01			1.10	1.05	1.08			0.75	0.76	0.79					
220	221	50	40	30	25			45	35	30				40	35				45	40					
		0.94	0.91	0.90	0.92			1.17	1.16	1.20				1.22	1.27				0.88	0.92					
270	271		45	35	30			50	40	30				50	40				50	45					
			1.07	1.06	1.10			1.35	1.36	1.33				1.49	1.48				1.02	1.07					
330	331		50	40	30				45	35					45					50					
			1.23	1.24	1.21				1.58	1.56					1.72					1.23					
390	391			45	35					40					50										
				1.42	1.40					1.79					1.96										
470	471				40					45															
					1.62					2.07															
560	561				45					50															
					1.86					2.36															
680	681																		55						
																			2.49						
820	821									50									65						
										2.72									2.93						
1000	102					55				60															
						2.59				3.24															
2200	222					65																			L(mm)
						4.12																			R.C.