
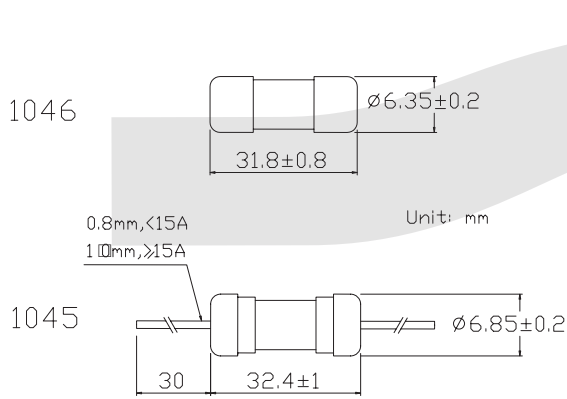


FUSE AND FUSE HOLDER

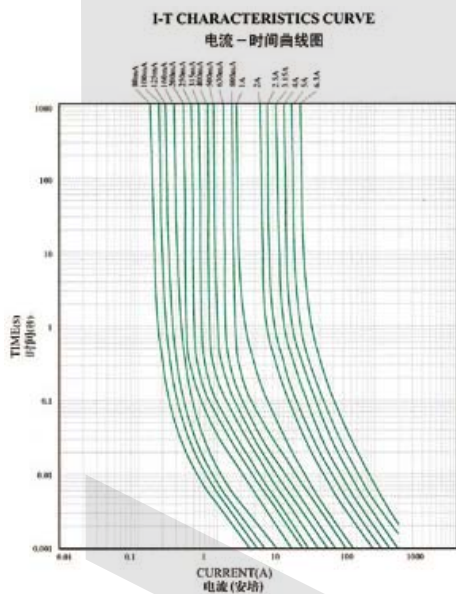
Φ6.35x32(30) Glass Tube Fuse Series

KLS5-1045/1046 Inner weld Φ6.35x32(30) Glass Tube Fuse (Fast Blow) Series



ELECTRICAL CHARACTERISTICS

RATING		≥ 50mA - 100mA	>100mA - 10A
2.1In	Max	20 s	20 s
	Min	20 ms	20 ms
2.75In	Max	200 ms	1500 ms
	Min	1 ms	8ms
4In	Max	30 ms	400 ms
	Min	5 ms	80 ms



Part No.	Rated Current	Rated Voltage
1046-0100	100mA	125V/250V
1046-0125	125mA	125V/250V
1046-0150	150mA	125V/250V
1046-0160	160mA	125V/250V
1046-0200	200mA	125V/250V
1046-0250	250mA	125V/250V
1046-0300	300mA	125V/250V
1046-0315	315mA	125V/250V
1046-0350	350mA	125V/250V
1046-0400	400mA	125V/250V
1046-0500	500mA	125V/250V
1046-0600	600mA	125V/250V
1046-0700	700mA	125V/250V
1046-0750	750mA	125V/250V
1046-0800	800mA	125V/250V
1046-1000	1A	125V/250V
1046-1200	1.2A	125V/250V
1046-1250	1.25A	125V/250V
1046-1500	1.5A	125V/250V
1046-1600	1.6A	125V/250V
1046-1800	1.8A	125V/250V
1046-2000	2A	125V/250V
1046-2500	2.5A	125V/250V
1046-3000	3A	125V/250V
1046-3150	3.15A	125V/250V
1046-3500	3.5A	125V/250V
1046-4000	4A	125V/250V
1046-5000	5A	125V/250V
1046-6000	6A	125V/250V
1046-6300	6.3A	125V/250V
1046-7000	7A	125V/250V
1046-8000	8A	125V/250V
1046-10000	10A	125V/250V
1046-12000	12A	125V/250V
1046-15000	15A	125V/250V

Part No.	Rated Current	Rated Voltage
1045-0100	100mA	125V/250V
1045-0125	125mA	125V/250V
1045-0150	150mA	125V/250V
1045-0160	160mA	125V/250V
1045-0200	200mA	125V/250V
1045-0250	250mA	125V/250V
1045-0300	300mA	125V/250V
1045-0315	315mA	125V/250V
1045-0350	350mA	125V/250V
1045-0400	400mA	125V/250V
1045-0500	500mA	125V/250V
1045-0600	600mA	125V/250V
1045-0700	700mA	125V/250V
1045-0750	750mA	125V/250V
1045-0800	800mA	125V/250V
1045-1000	1A	125V/250V
1045-1200	1.2A	125V/250V
1045-1250	1.25A	125V/250V
1045-1500	1.5A	125V/250V
1045-1600	1.6A	125V/250V
1045-1800	1.8A	125V/250V
1045-2000	2A	125V/250V
1045-2500	2.5A	125V/250V
1045-3000	3A	125V/250V
1045-3150	3.15A	125V/250V
1045-3500	3.5A	125V/250V
1045-4000	4A	125V/250V
1045-5000	5A	125V/250V
1045-6000	6A	125V/250V
1045-6300	6.3A	125V/250V
1045-7000	7A	125V/250V
1045-8000	8A	125V/250V
1045-10000	10A	125V/250V
1045-12000	12A	125V/250V
1045-15000	15A	125V/250V

ORDER INFORMATION

Product NO.: KLS5-1045-XXXX

