

规格书编号

SPEC NO :

产品规格书

SPECIFICATION

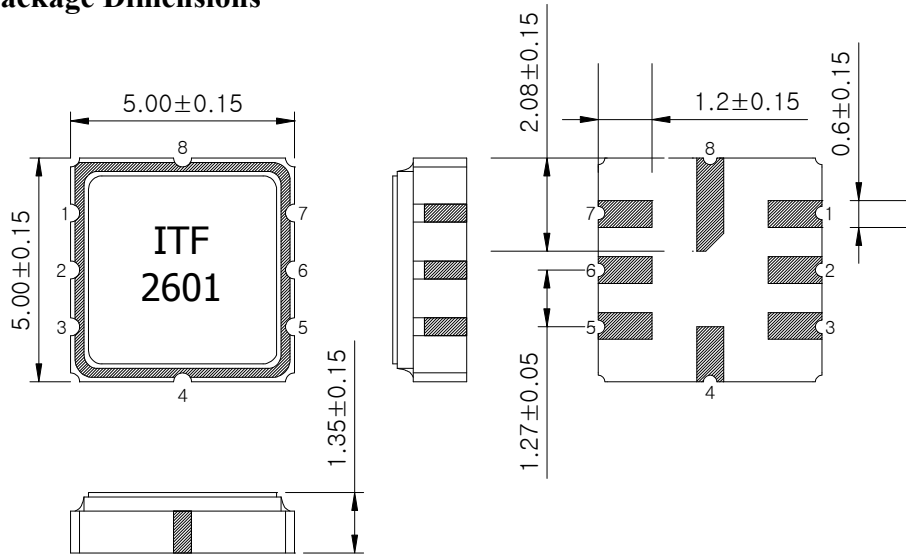
CUSTOMER 客户: _____
PRODUCT 产品: _____ SAW FILTER _____
MODEL NO 型号: _____ F2601 _____
PREPARED 编制: _____ CHECKED 审核: _____
APPROVED 批准: _____ D A T E 日期: _____ 2010-7-7 _____

客户确认 CUSTOMER RECEIVED:		
审核 CHECKED	批准 APPROVED	日期 DATE

无锡市好达电子有限公司
Shoulder Electronics Limited

Features

- RF bandpass filter
- No matching single-ended operation
- Ceramic Surface Mounted Device Package (5.0 mm × 5.0 mm)

Package Dimensions


Dimensions shown are nominal in millimeters

Body : Al₂O₃ Ceramic

Lid : Kovar, Ni Plated

Terminations : Au plating 0.3 ~ 1.0 um, Over a 1.27 ~ 8.89 um Ni Plating

Pin Configurations	
2	Input
6	Output
1, 3, 4, 5, 7, 8	Ground

Maximum Ratings

Parameters	Unit	Minimum	Typical	Maximum
Operating Temperature Range	°C	-30	25	85
Storage Temperature Range	°C	-40	-	85
Power Handling Capability	dBm	-	-	10

Electrostatics Sensitive Device (ESD)

Preliminary Specifications


	Minimum	Typical	Maximum	Unit
Center Frequency (Fc)	-	260.0	-	MHz
Insertion Loss	-	2.5	3.5	dB
Pass Bandwidth	0.6	2.0		MHz
Amplitude Ripple (Fc ± 0.3MHz)	-	0.5	1.5	dB
VSWR (Fc ± 0.3MHz)	-	1.5	2.0	
Attenuation ~ Fc -10.7MHz Fc + 10.7MHz ~	40 30	- -	- -	dB
Temperature Range (Operational)	-30	25	70	°C
Input/Output Impedance		50		Ohms

Notes :

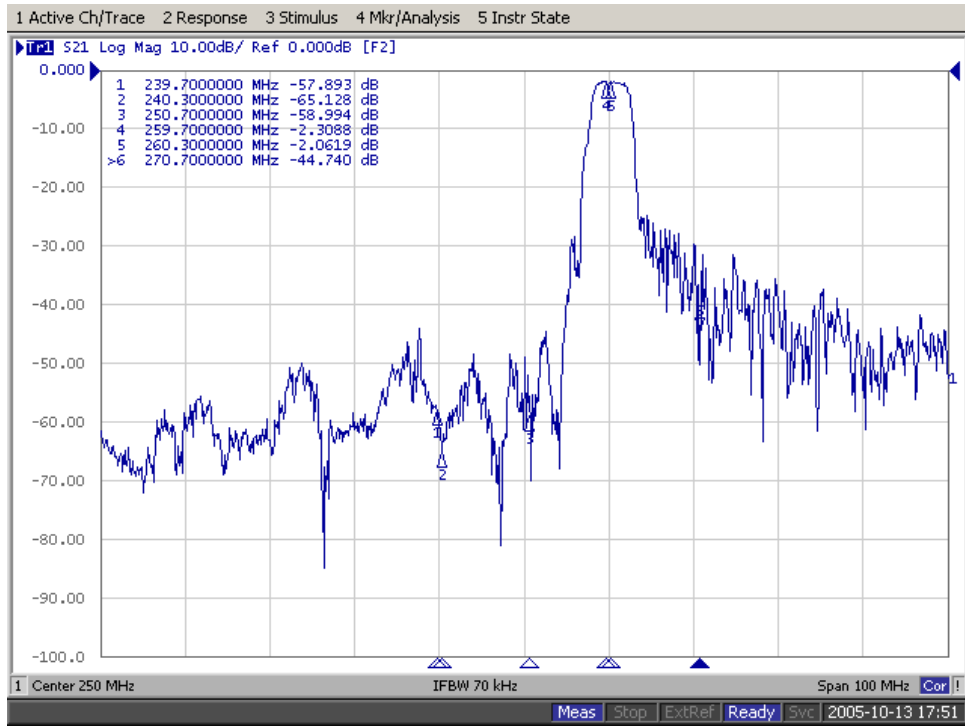
- 1) All specifications are based on the matching schematic shown below, measured by Agilent Network analyzer and full 2 port calibration.
- 2) Electrical margin has been built into the design to account for the variations due to temperature drift and manufacturing tolerances
- 3) All attenuation measurements are measured relative to insertion loss

Matching Schematic

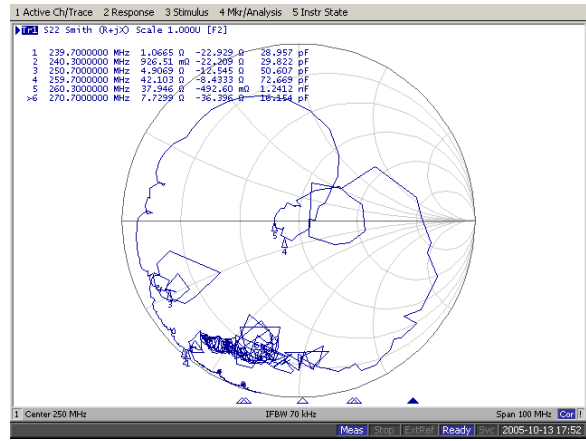
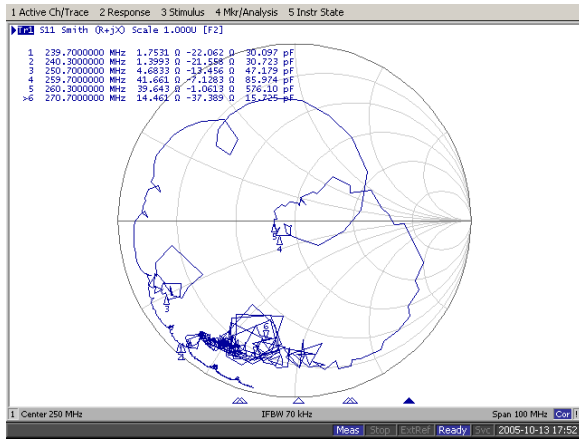
(Actual matching values may vary due to PCB layout and parasitics)



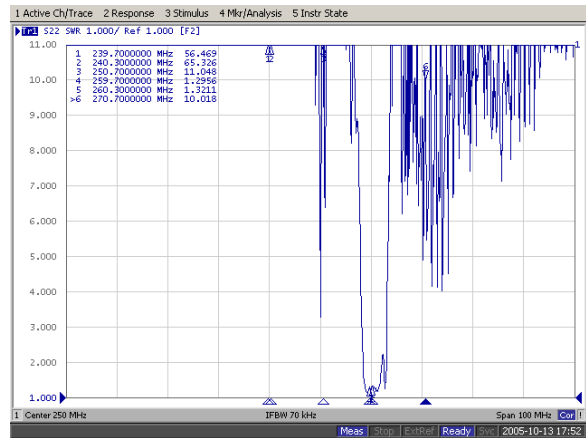
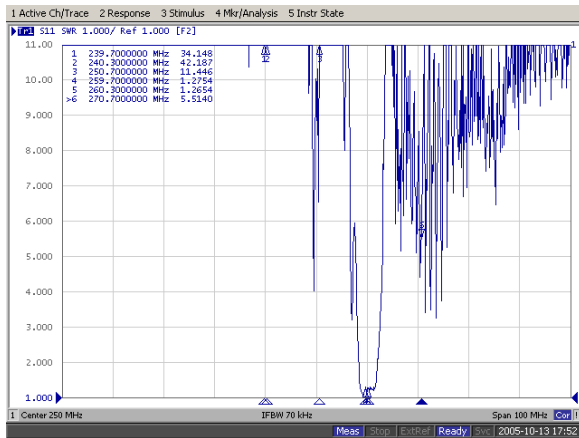
Typical Performance (at 25°C)



Input / Output Smith Charts

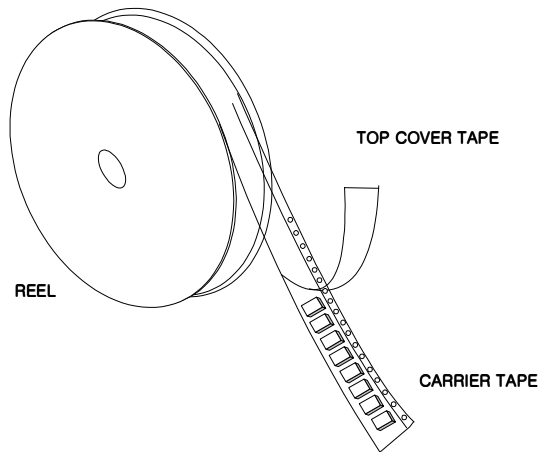


Input / Output VSWR Charts



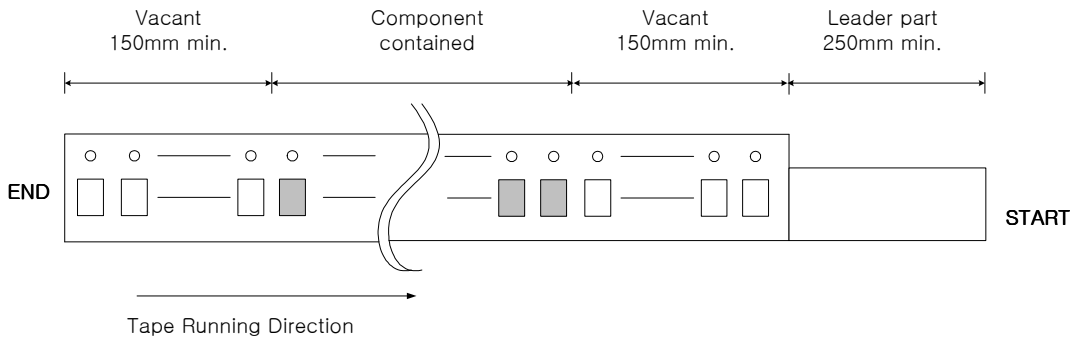
Packing Specification

1. Reeling Quantity : 1000 pcs / reel
2. Taping Structure : The tape shall be wound around the reel in the direction shown below.



Tape Specification

1. Leader part and vacant position specification



2. Tensile strength of carrier tape

4.4N/mm width

3. Top cover tape adhesion

- 1) pull off angle : 0~15°
- 2) speed : 300mm/min
- 3) force : 20~70g

