

规格书编号

SPEC NO:

# 产品规格书

## SPECIFICATION

CUSTOMER 客户: \_\_\_\_\_  
PRODUCT 产品: \_\_\_\_\_ SAW FILTER \_\_\_\_\_  
MODEL NO 型号: \_\_\_\_\_ HDF223A9-F11 \_\_\_\_\_  
PREPARED 编制: \_\_\_\_\_ CHECKED 审核: \_\_\_\_\_  
APPROVED 批准: \_\_\_\_\_ D A T E 日期: \_\_\_\_\_ 2013-9-5 \_\_\_\_\_

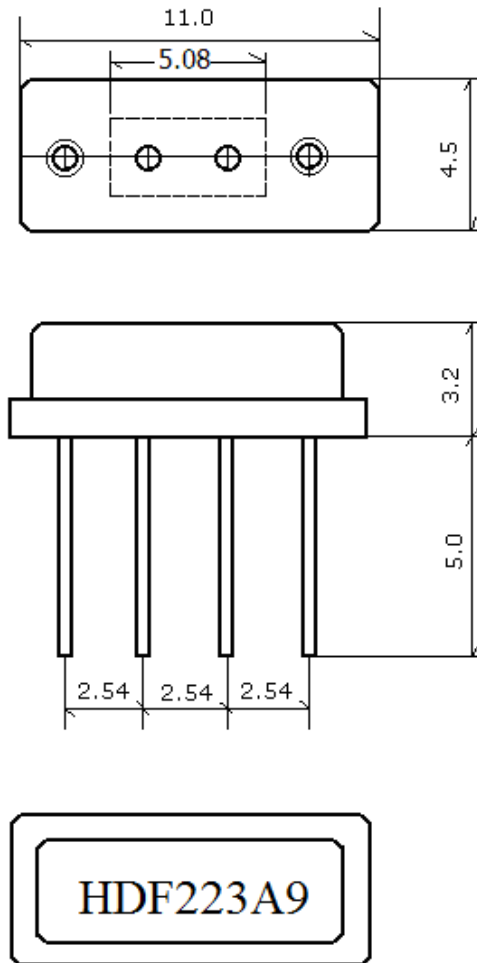
客户确认 CUSTOMER RECEIVED:		
审核 CHECKED	批准 APPROVED	日期 DATE

无锡市好达电子有限公司  
Shoulder Electronics Limited

更改历史记录  
History Record

更改日期 Date	规格书编号 Spec. No.	产品型号 Part No.	客户产品型号 Customer No.	更改内容描述 Modify Content	备注 Remark

### 1. Package Dimension

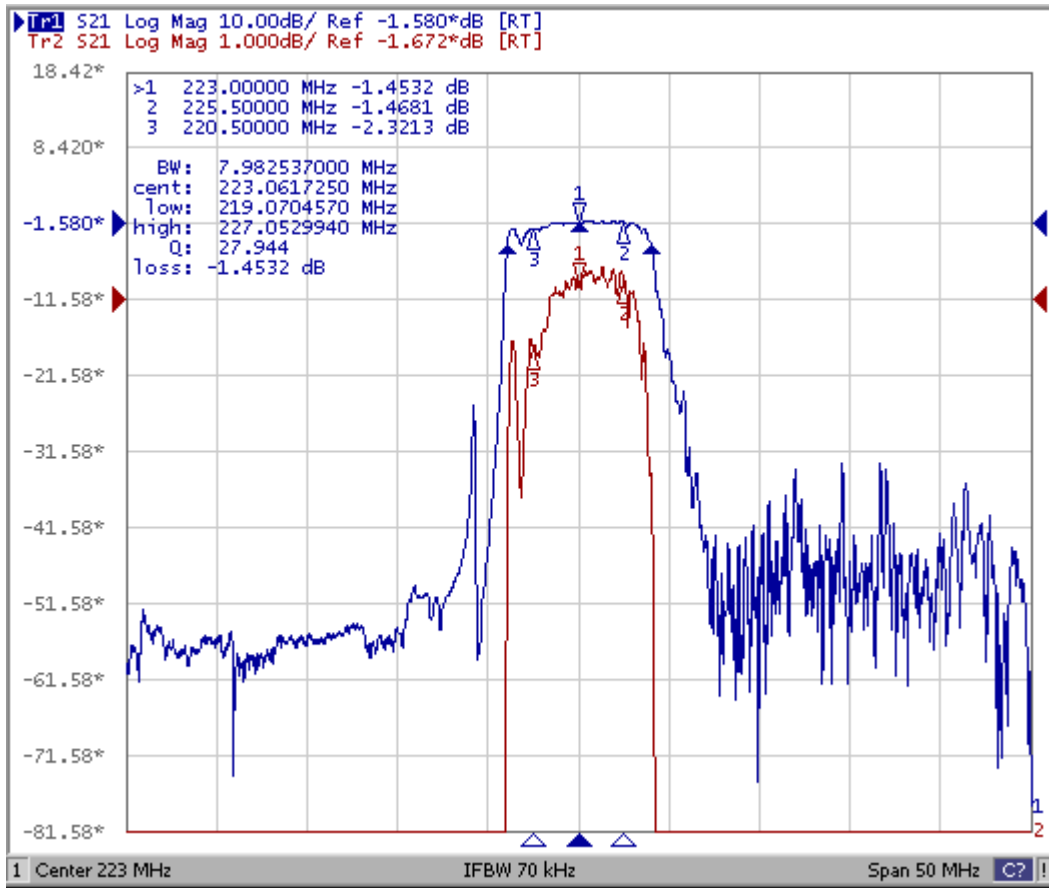


### 2. Maximum Rating

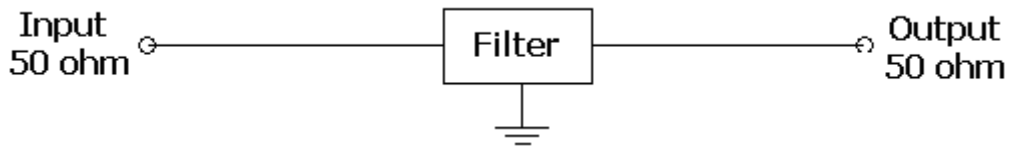
Operation Temperature Range	-40°C to +85°C
Storage Temperature Range	-40°C to +85°C
Maximum DC Voltage	10 V
Maximum Input Power	10 dBm

### 3. Performance

	Unit	Minimum	Typical	Maximum
Center Frequency	MHz	-	223	-
Insertion Loss ( 223 ± 2.5MHz )	dB		2.3	3.0
3dB bandwidth	MHz		8.0	
Attenuation				
100 MHz ~ 213 MHz	dB	40	50	-
233 MHz ~ 300 MHz		28	35	
Input/Output Impedance	Ohms		50	



#### 4. Test Circuit



### 5. ENVIRONMENTAL CHARACTERISTICS

#### 5.1 Temperature cycling

Subject the device to a low temperature of  $-45^{\circ}\text{C}$  for 30 minutes. Following by a high temperature of  $+25^{\circ}\text{C}$  for 5 Minutes and a higher temperature of  $+85^{\circ}\text{C}$  for 30 Minutes. Then release the device into the room conditions for 1 to 2 hours prior to the measurement. It shall meet the specifications in 3.3.

#### 5.2 Resistance to solder heat

Submerge the device terminals into the solder bath at  $260^{\circ}\text{C} \pm 5^{\circ}\text{C}$  for  $10 \pm 1$  sec. Then release the device into the room conditions for 4 hours. It shall meet the specifications in 3.3.

### 5.3 Solderability

Submerge the device terminals into the solder bath at  $245^{\circ}\text{C} \pm 5^{\circ}\text{C}$  for 5s, More than 95% area of the soldering pad must be covered with new solder. It shall meet the specifications in 3.3.

### 5.4 Mechanical shock

Drop the device randomly onto the concrete floor from the height of 1 m 3 times. the filter shall fulfill the specifications in 3.3.

### 5.5 Vibration

Subject the device to the vibration for 2 hour each in x,y and z axes with the amplitude of 1.5 mm at 10 to 55 hz. The filter shall fulfill the specifications in 3.3.

## 6. REMARK

### 6.1 Static voltage

Static voltage between signal load & ground may cause deterioration & destruction of the component. Please avoid static voltage.

### 6.2 Ultrasonic cleaning

Ultrasonic vibration may cause deterioration & destruction of the component. Please avoid ultrasonic cleaning

### 6.3 Soldering

Only leads of component may be soldered. Please avoid soldering another part of component.