

ELECTRICAL SPECIFICATION

Frequency Range	5.5000 to 80.000 MHz
Load Capacitance	10pF to series
Frequency Tolerance (at 25 °C)	±30ppM Maximum
Oscillation Mode	Fundamental, Third Overtone
Frequency Stability in Temperature	±30ppM Maximum
Operating Temperature Range	-20 °C to +70 °C Standard (or Optional)
Storage Temperature Range	-40 °C to +85 °C
Equivalent Series Resistance (ESR)	See ESR Table
Drive Level	1.0mW Maximum
Shunt Capacitance	7pF Maximum
Aging (at 25 °C)	±3ppM per year
Insulation Resistance	500 MOhm Minimum

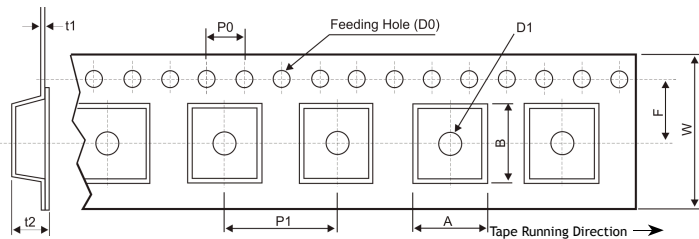
FREQUENCY RANGE AND OSCILLATION MODE

Fundamental (F)	5.5000 to 33.000MHz
Third Overtone (3OT)	33.000 to 80.000MHz

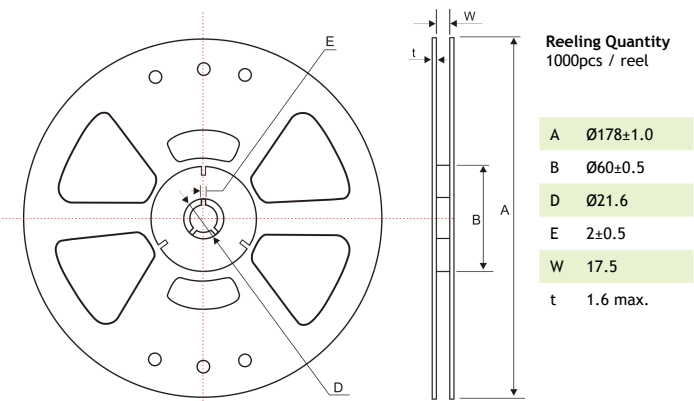
ESR TABLE (Ohms)

5.5000 to 6.000MHz	120Max
6.000 to 8.000MHz	100Max
8.000 to 10.000MHz	60Max
10.000 to 14.000MHz	50Max
14.000 to 20.000MHz	40Max
20.000 to 33.000MHz	30Max
33.000 to 80.000MHz	80Max

TAPE SPECIFICATIONS (all in mm) - Carrier Tape Dimensions



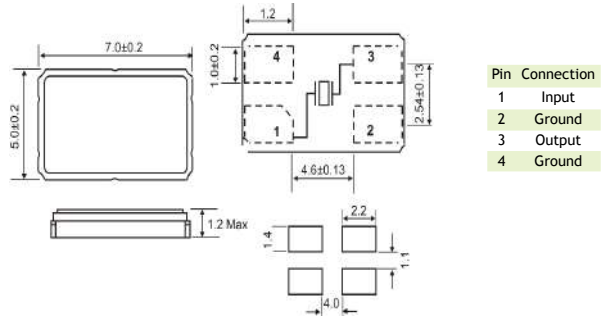
W	F	P0	P1	D0	D1	t1	t2	A	B
16±0.3	5.5±0.05	4.0±0.1	8±0.1	Ø1.5±0.1	Ø1.6±0.25	0.3±0.03	1.8±0.1	6.0±0.1	8.0±0.1



MECHANICAL DIMENSIONS (all in mm)

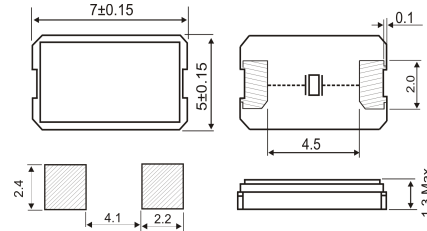


4Pads:

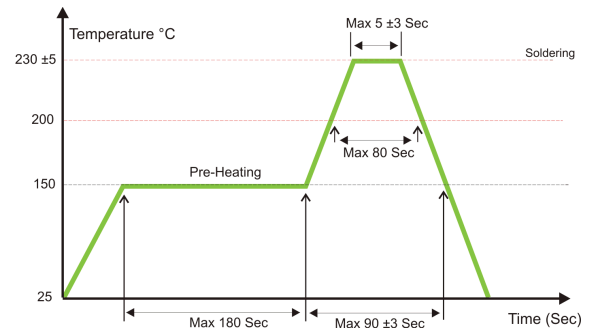


Pin	Connection
1	Input
2	Ground
3	Output
4	Ground

2Pads:



SOLDERING



PART NUMBERING SYSTEM (Example)

SMD0705-11.0592-F-20-30-30-A-T-4P

Hold Type	SMD0705 / SMD0302 / SMD0402 / SMD0503 / SMD0603 / SMD0804 / 49S-SMD / 49S2-SMD	4P=4 Pads 2P=2 Pads
Nominal Frequency (MHz)	Enter the nominal frequency (3 digits after dot) or up to last significant digit different than zero	Options (can be blank) S= Standard X= Additional Specifications T= Tape and Reel
Mode of Operation (Vibration Mode)	F= Fundamental T= 3 rd Overtone	Operating Temperature Range (°C) A= -20 °C to 70 °C B= -10 °C to 60 °C C= 0 °C to 50 °C D= -30 °C to 80 °C E= -40 °C to 85 °C
Load Capacitance	S=Series Resonant or enter load capacitance 10 to 33 for parallel	Frequency Stability (± ppm)
		Frequency Tolerance (± ppm)