

SPECIFICATION

FOR APPROVAL

Customer : _____

Product Name : Piezo Buzzer(Self-drive) _____

Model Name : VSI1410F40LWP _____

Drawing No. : VS20241211006 _____

Signature of Voise

Approved by	Checkde by	Issued by	Date

 福爱斯电子有限公司
VOISE ELECTRONICS CO.,LTD.

Address:No 96 Mogao Dongqian Lake Industial Area ningbo,China,
Tel:0086-0574-87773030;Fax:0086-0574-87471600 P.C.315121
<http://www.nbvoise.com> Email:sales@nbvoise.com

Specification for Piezo Buzzer		Page	3/6
		Revision No.	1.0
Model No.:	VSI1410F40LWP	Drawing No.	VS20241211006

2. Scope

This product specification is applied to the Piezo Buzzer in alarm systems. Please contact us when using this product for any other applications than described in the above.

3. General Characteristics

- 3.1 Out-Diameter : 14 mm
- 3.2 Height : 7.5 mm
- 3.3 Weight : 5 g
- 3.4 Operating Temperature : -30~+85°C without loss of function
- 3.5 Store Temperature : -40~+95°C without loss of function

4. Electrical and Acoustic Characteristics.

Test condition :15 ~ 35 °C Temp., 25% ~ 75% RH,86~106 kPa Refer to IEC60268-1

No	Items	Specification
1	Rated Voltage	12V DC
2	Working Voltage	9-16V DC
3	Max Rated Current	35mA/12VDC
4	Min Sound Pressure Level	80dB/12VDC/30cm
5	Resonant Frequency	4.0±0.5KHz
6	Tone Nature	Continuous
7	Housing Material	PBT+15%Glass
8	Color	Black
9	Waterproof	IP67

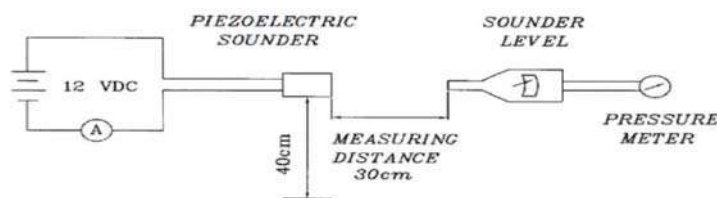
Specification for Piezo Buzzer		Page	4/6
		Revision No.	1.0
Model No.:	VSI1410F40LWP	Drawing No.	VS20241211006

5. Reliability Test

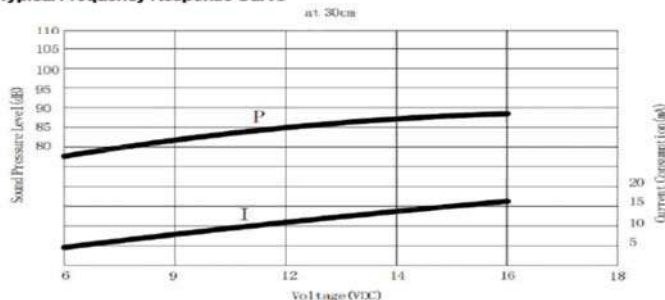
After test(1~7item), the buzzer S.P.L . difference shall be within $\pm 8\text{dB}$, and the appearance not exist any change to be harmful to normal operation

No	Items	Specification
1	High Temp. Test	After being woked in a chamber with $+90\pm 2\text{ }^\circ\text{C}$ for 240h and then being placed in natural condition for 2h, and then check.
2	Low Temp. Test	First being worked in a chamber with $-30\pm 2\text{ }^\circ\text{C}$ for 240h and then being placed in natural condtion for 2h, and then check.
3	Humidity Test	After being placed in a chamber with 90 to 95%R.H. at $+40\pm 2\text{ }^\circ\text{C}$ for 100 h and then being placed in natural condition for 2h ,and then check.
4	Thermal Shock Test	After being worked in a chamber at $+90\pm 2\text{ }^\circ\text{C}$ for 1 hour, then sounder shall be placed in a chamber at $-30\pm 2\text{ }^\circ\text{C}$ for 1 hour(1 cycle is the below diagram). The test duration is for 5 cycle.after being placed in natural condition for 1 hour.and then check.
5	Vibration Test	Being applied vibration of amplitude of 1.5mm with 10-30Hz band of vibration frequency,X.Y.Z.3 direction.2 hours each, total 6 hours.
6	Drop Test	Free drop fram 1.0 meter height to a board 20mm thick hard wood board. and be nothing mechanical damage. tatol 6 times.
7	Solderability	Lead terminals are immersed in rosin for 5 seconds and then immersed in solder bath of $+260\pm 5\text{ }^\circ\text{C}$ for 5 ± 0.5 seconds.
8	Terminal Strength Pulling	The force 10 seconds of 9.8N is applied go each terminal in axial direction.

6. Measurement Method & Frequency Response curve

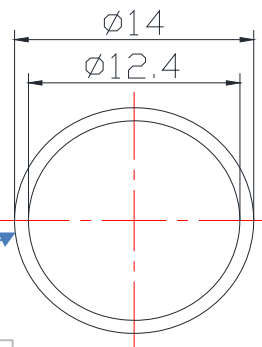
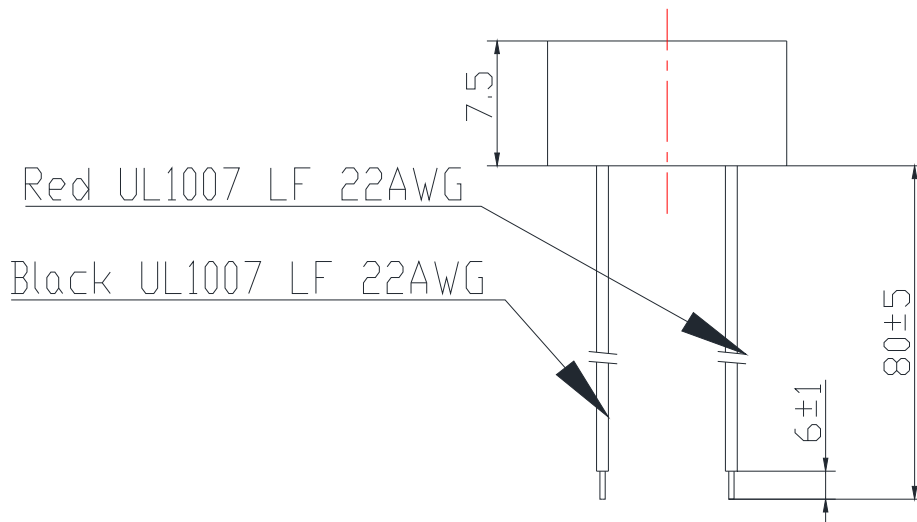


E. Typical Frequency Response Curve



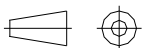
Specification for Piezo Buzzer		Page	5/6
		Revision No.	1.0
Model No.:	VSI1410F40LWP	Drawing No.	VS20241211006

7. Dimensions



Marking侧面刻字
VSI1410F40LWP and +

FIRST ANGLE PROJECTION

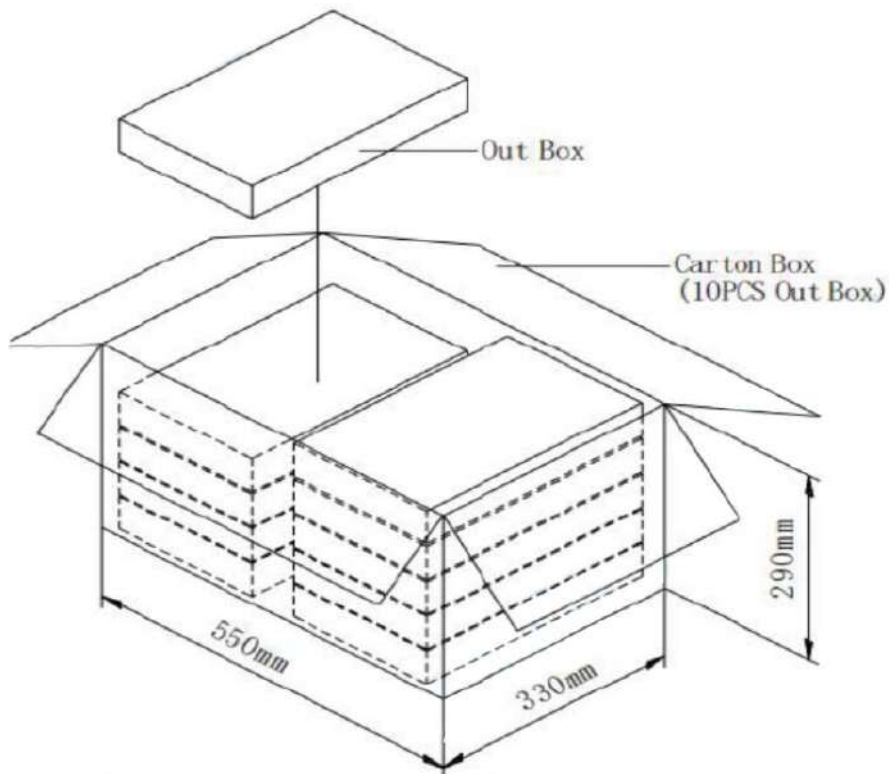
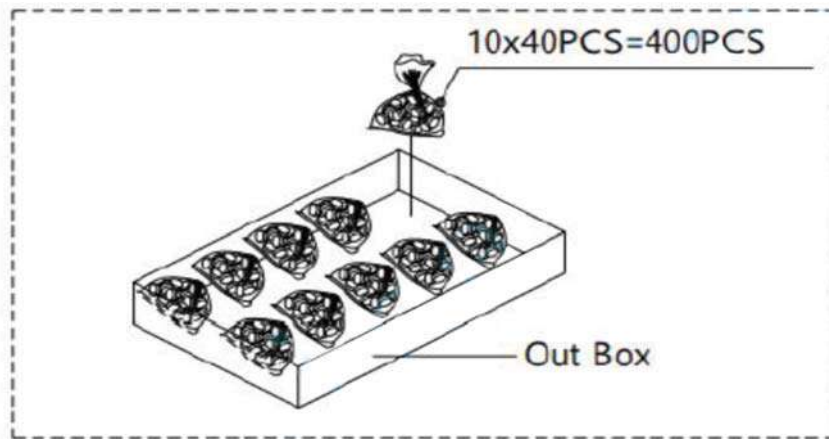


UNIT : mm

Tolerance : ±0.2

Specification for Piezo Buzzer		Page	6/6
		Revision No.	1.0
Model No.:	VSI1410F40LWP	Drawing No.	VS20241211006

8. Packing



Out Box	310mmx248mmx49mm	10x40PCS=400PCS
Car ton Box	550mmx330mmx290mm	400PCSx10=4,000PCS